




## POWER




Press the power button located on the back side to activate the press.

## PLACE



Lift the top half of the press, center the ice gem in the sphere ice mold using the ice tongs, and replace the top of the ice press.

## WAIT



Allow the Forge to press ice until the top half of the press meets the bottom half of the press. Remove the top of the press immediately when pressing is complete.

## REMOVE



Using the ice tongs, remove the ice sphere from the bottom of the press.

## ENJOY



Serve with your favorite spirit, or place into your freezer for storage and future use.




# FORGE HEATED ICE PRESS

## *Quick Start Guide*



MONOGRAM



# FORGE HEATED ICE PRESS

*Quick Start Guide*