





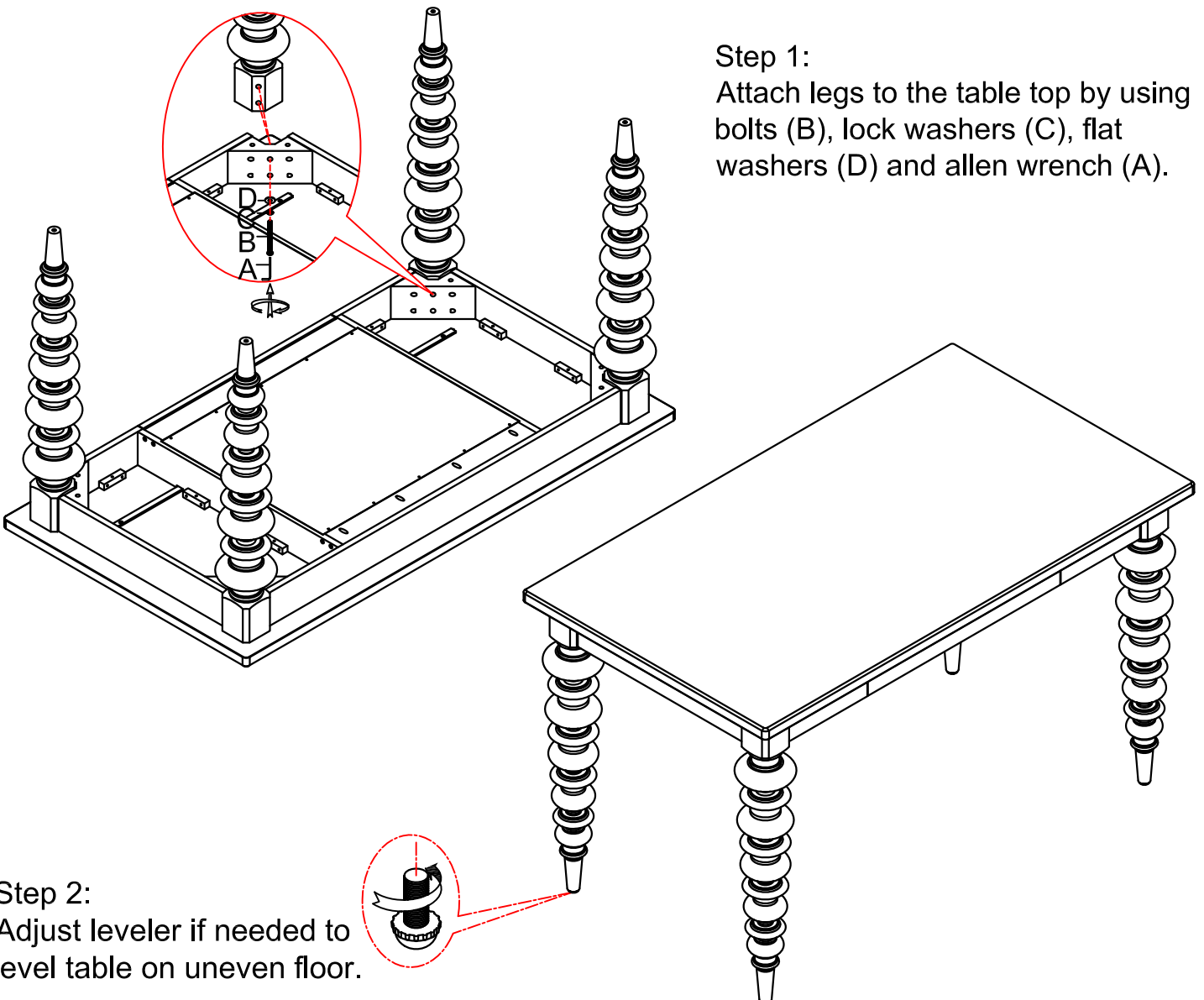
Thank you for purchasing this quality product. Be sure to unpack carefully looking for small parts which may have come loose during shipment.

Read all instruction and study the drawing carefully before starting the assembly process.

HARDWARE PACK				
NO.	DRAWING	DESCRIPTION	SIZE	Q'TY
A		Allen Wrench	73*29*5mm	1 PC
B		Bolt	5/16*80mm	8PCS
C		Lock Washer	5/16"	8PCS
D		Flat Washer	5/16*22mm	8PCS

Step 1:

Attach legs to the table top by using bolts (B), lock washers (C), flat washers (D) and allen wrench (A).



Step 2:

Adjust leveler if needed to level table on uneven floor.