

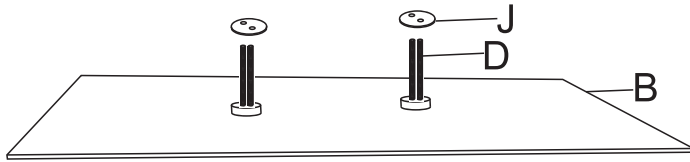
ASSEMBLY INSTRUCTION

Model : D2207DT

Description : Dining Table

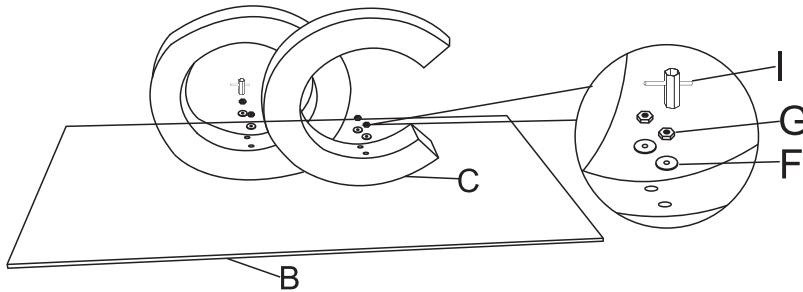
Thank you for purchasing this quality product. Be sure to check all packing material carefully for small parts that may have come loose inside the carton during shipment.

Step 1:



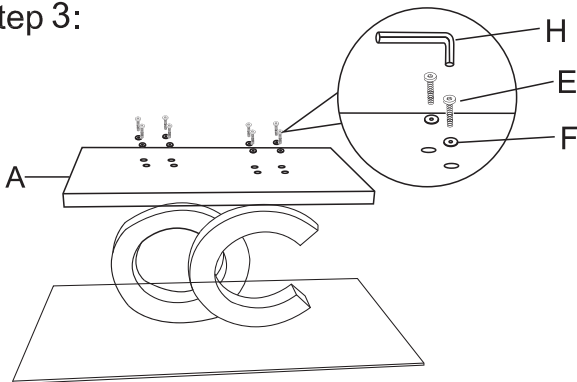
Firstly, fix the table glass top with stud.(D)

Step 2:



Assemble dining table leg with lead stud.(G)

Step 3:



Assemble dining table base with table leg.(E)

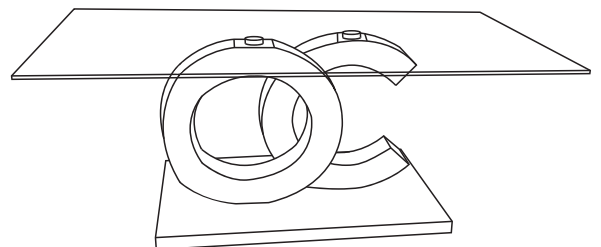
PART LIST :

No.	Description	Diagram	Quantity
A	Table base		1
B	Table glass top		1
C	Table leg		1

HARDWARE LIST :

No.	Description	Diagram	Size	Quantity
D	Stud		M8X105mm	4
E	Bolt		M8X50mm	8
F	Flat washer		Ø8x18x1.5 mm	12
G	Nut		M8	4
H	Allen key		M5	1
I	Socket Spanner		M8	1
J	Plastic washer		M8	2

Finished



Made In China