

PTS9200SN

GE Profile™ 30" Smart Built-In Twin Flex Convection Wall Oven

DIMENSIONS AND INSTALLATION INFORMATION (IN INCHES)

MOST 30" WALL CABINETS CAN BE USED WITH THIS UNIT.

APPROVED INSTALLATIONS: Above Warming Drawer, Below Built-in Microwave or Advantium®, Side-by-Side, and Under Counter

NOTE: These ovens are not approved for stacking one single wall oven over another single wall oven. Cabinets installed adjacent to wall ovens must have an adhesion spec of at least a 194°F temperature rating.

Door handle protrudes 3" from door face. Cabinets and drawers on adjacent 45° and 90° walls should be placed to avoid interference with the handle.

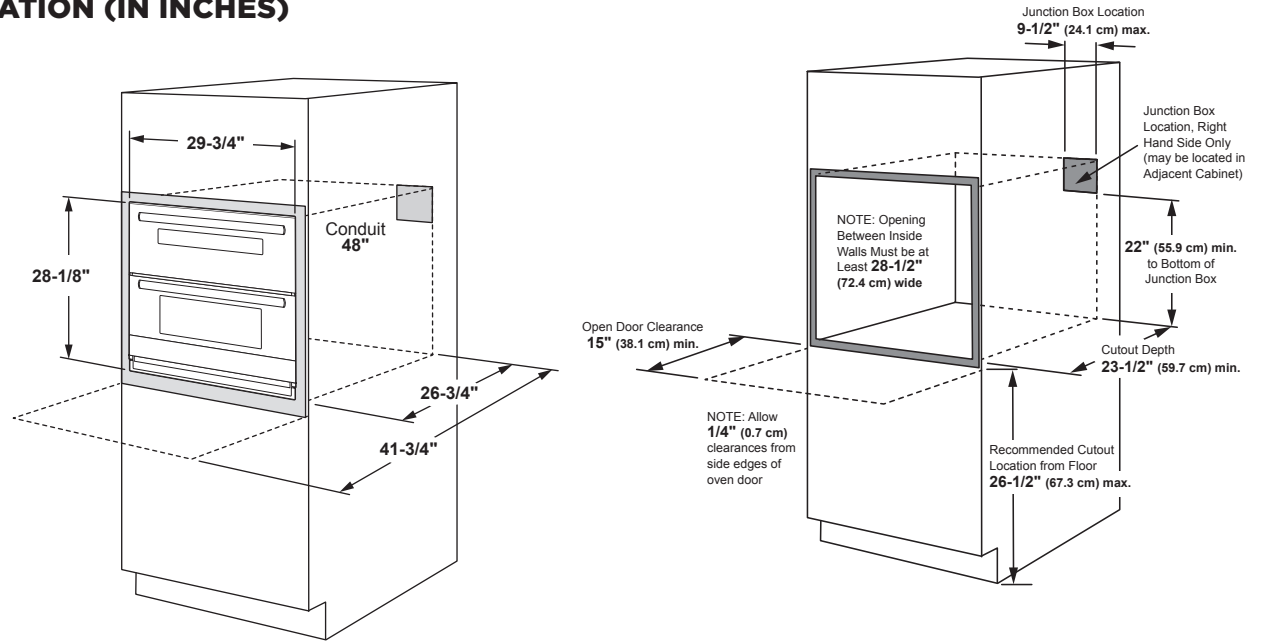
Side-by-side installations require two ovens in separate cutouts and at least 2" between cutouts.

Approved cooktops for installation above this wall oven: CHP9536, PHP9036, CHP9530, PHP9030, JP3536, JP3036, JP3530, JP3030

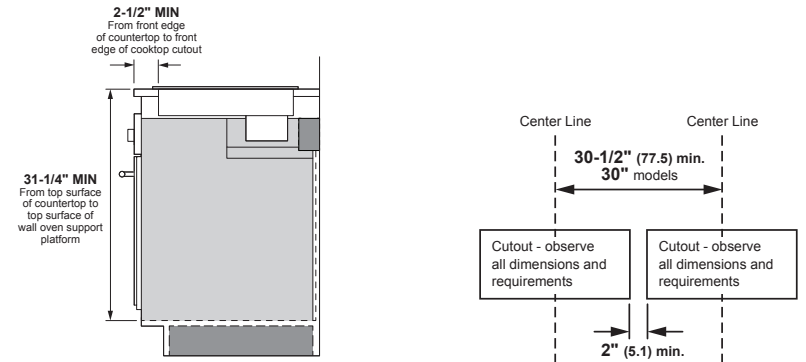
IMPORTANT: Electric wall ovens are not approved for installation with a plug and receptacle. They must be hard wired in accordance with installation instructions.

IMPORTANT: Before installing, consult installation instructions packed with product for current dimensional data.

NOTE: If the cabinet in which the wall oven is installed does not have a solid bottom, two braces or runners must be installed to support the weight of the oven. The runners and braces must support up to 400 lbs (181 kg).



INSTALLATION BELOW A COOKTOP



KW RATING	
240V	4.2
208V	3.2
BREAKER SIZE	
240V	20 Amps
208V	20 Amps



For answers to your Monogram, GE Café™, GE Profile™ or GE Appliances product questions, visit our website at geappliances.com or call GE Answer Center® Service, 800.626.2000.



Listed by Underwriters Laboratories



PTS9200SN

GE Profile™ 30" Smart Built-In Twin Flex Convection Wall Oven

FEATURES AND BENEFITS

Two-In-One Oven - Cook two things in the oven at once, at two different temperatures, so that your entire meal will be done on time.

Fast Preheat - Preheat the oven quickly and cut down on preheat time with a speedy preheat feature.

Built-in WiFi - This smart oven features built-in WiFi so you can control oven functions with the SmartHQ app on your smart device.

Large Capacity Oven - Cook an entire meal at once with a 5.0 cubic foot (2.2 upper, 2.8 lower) oven which provides enough room for multiple dishes.

True European Convection with Precise Air - This oven features True European Convection, an advanced convection system that uses a third heating element and reversing fan for the highest level of heat and air circulation (lower oven).


Fit Guarantee - This oven will fit your existing cut-out, or GE Appliances will help pay for modifications up to \$300.

Full-Color Display - Easily navigate wall oven settings thanks to a 7" touchscreen display.

Easy-Glide, Never-Scrub Rack - This smooth-gliding oven rack can be left in the oven during the self-clean cycle so you never have to scrub.

Temperature Probe - A precision temperature probe connects to the oven to ensure your food is properly cooked

Model PTS9200SNSS – Stainless steel



Visit geappliances.com for more info

