

# HPCN48WS

## 48-INCH CHIMNEY WALL HOOD

PROFESSIONAL® SERIES



### FEATURES & BENEFITS

- Professional® Series chimney wall hoods create a crafted, sculpted focal point
- Designed to complete the ultimate cooking system with Thermador ranges
- Powerfully Quiet® system accepts integral, inline, and remote blowers
- Dishwasher-safe stainless steel, commercial-style baffle filters
- Beautiful illumination with multi-level, vivid LED lights

### ACCESSORIES (OPTIONAL)

25 ft. Blower Connector Cable - EXTNCB25W

For use with the following inline and remote blowers: VTR630W, VTR1030W, VTR1330W, VTI610W, VTI1010W

Roofplates


RFPLT600P - For use with 600 CFM remote blower VTR630W

RFPLT1000P - For use with 1000 CFM remote blower VTR1030W and 1300 CFM blower VTR1330W

6" Tall Duct Cover, 48" Wide	CHMHP486W
18" - 35" Tall Duct Cover, 48" Wide	CHMHP48TW
42" - 59" Tall Duct Cover, 48" Wide	CHMHP48XTW

Remote Control Panel

REMCPU - Ability to vertically install on cabinetry or wall to control hood in a convenient location



### GENERAL PROPERTIES

Features

Multi-Level LED Lights with Fading Transitions, Automatic Mode, Check Filter Reminder Light, Delay Shut-Off

Operating Mode	Ducted
Maximum CFM	Blower Sold Separately
Number of Speed Settings	4-Stage
Motor Location	Integral / Inline/ Remote
Number of Lights	4
Bulb Type	LED
Total Power of the Lamps (W)	4.8 W
Damper Included	Yes
Grease Filter Material	Washable Stainless Steel
Grease Filter Type	Stainless-Steel Commercial Style Baffle Filter
Home Connect™ (Wi-Fi Enabled)	No

### TECHNICAL DETAILS

Watts (W)	See Chart on Page 3
Current (A)	See Chart on Page 3
Volts (V)	120 V
Frequency (Hz)	60 Hz
Plug Type	Fixed Connection, No Plug

### DIMENSIONS & WEIGHT

Overall Appliance Dimensions (Width of Canopy Included) (HxWxD) (in)	18" x 47 15/16" x 24"
Height of the Chimney (in)	Duct Covers Sold Separately
Minimum Required Distance Above Gas / Electric Cooking Surface	30" / 30"
Diameter of Air Duct (in) Top	10"
Net Weight (lbs)	88 lbs

### BLOWER OPTIONS

Remote Blower (Mounted to Roof or External Wall)	VTR630W - 600 CFM
	VTR1030W - 1000 CFM
	VTR1330W - 1300 CFM
Inline Blower (Mounted Between Kitchen and External Wall)	VTI610W - 600 CFM
	VTI1010W - 1000 CFM
Integrated Blower (Mounted in Hood)	VTN630W - 600 CFM
	VTN1090R - 1000 CFM

### WARRANTY

Limited Warranty Parts and Labor	2 Year
----------------------------------	--------

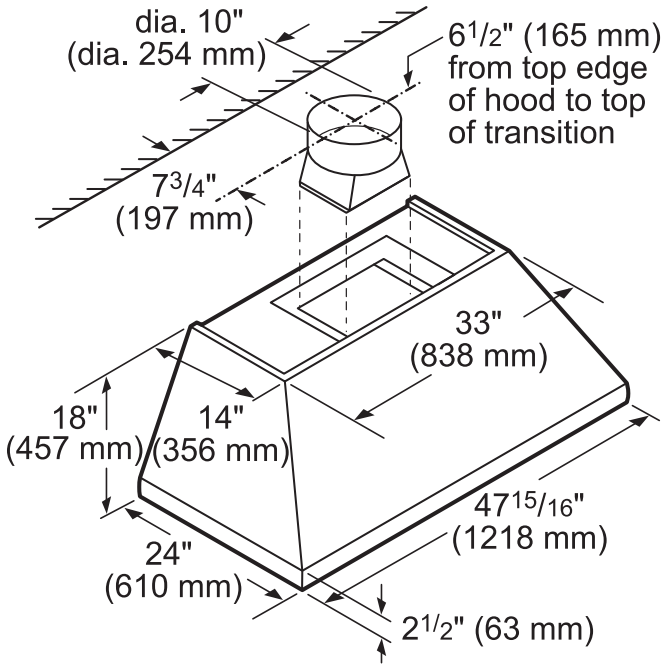
# HPCN48WS

## 48-INCH CHIMNEY WALL HOOD

PROFESSIONAL® SERIES

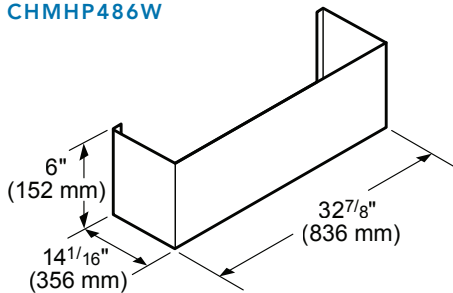


### HOOD DIMENSIONS



### OPTIONAL ACCESSORIES

#### 6" TALL DUCT COVER CHMHP486W



Standard duct cover for up to 8-foot ceiling heights



#### 18" – 35" TALL TELESCOPING DUCT COVER CHMHP48TW

Telescoping design for extension up to 9-foot to 10-foot ceiling heights



#### 42" – 59" TALL TELESCOPING DUCT COVER CHMHP48XTW

Telescoping design for extension up to 11-foot to 12-foot ceiling heights

### REMOTE CONTROL PANEL REMCPW



Convenience at your fingertips: The remote control accessory offers the freedom to extend your hood controls to a more reachable spot

# HPCN48WS

## 48-INCH CHIMNEY WALL HOOD

PROFESSIONAL® SERIES

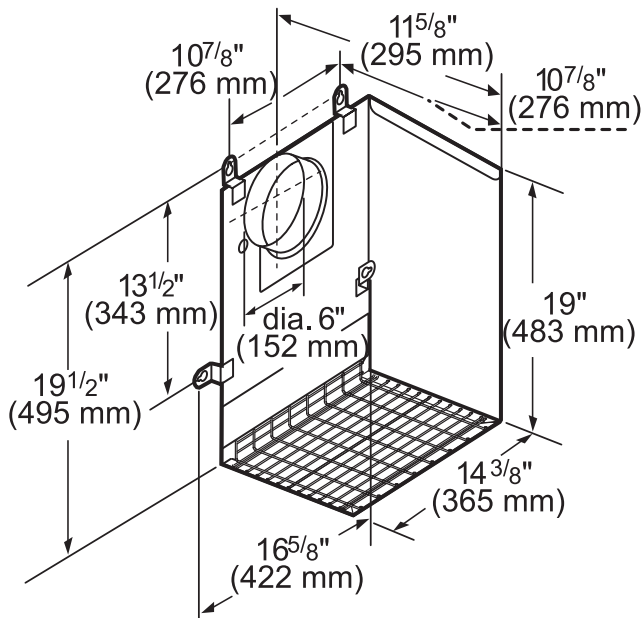


MODEL	DESCRIPTION		ELECTRIC LOAD						
			VTN630W	VTN1090R	VTI610W	VTI1010W	VTR630W	VTR1030W	VTR1330W
HPCN48WS	48" Chimney Wall Hood	Amps	4.6	8.0	6.5	8.4	6.5	8.4	11.9
		Watts	552	960	780	1,008	780	1,008	1,428

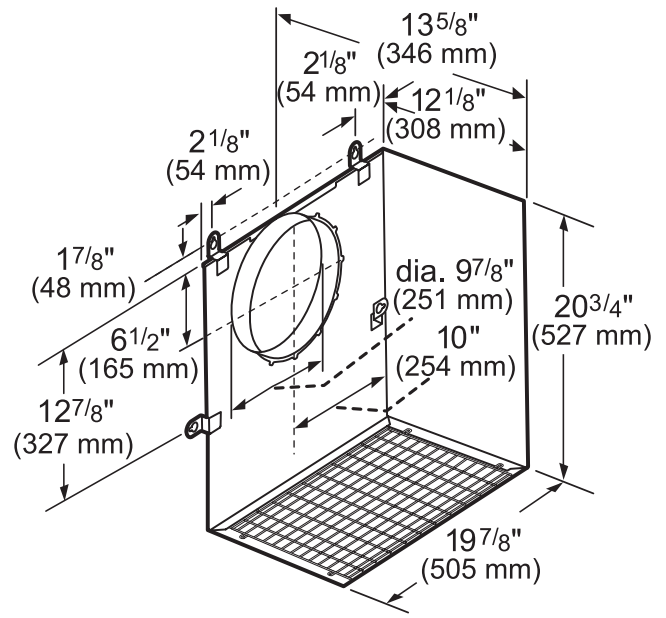
### REMOTE BLOWERS (MOUNTED TO ROOF OR EXTERNAL WALL)

#### VTR630W-600 CFM

#### VTR1030W-1000 CFM

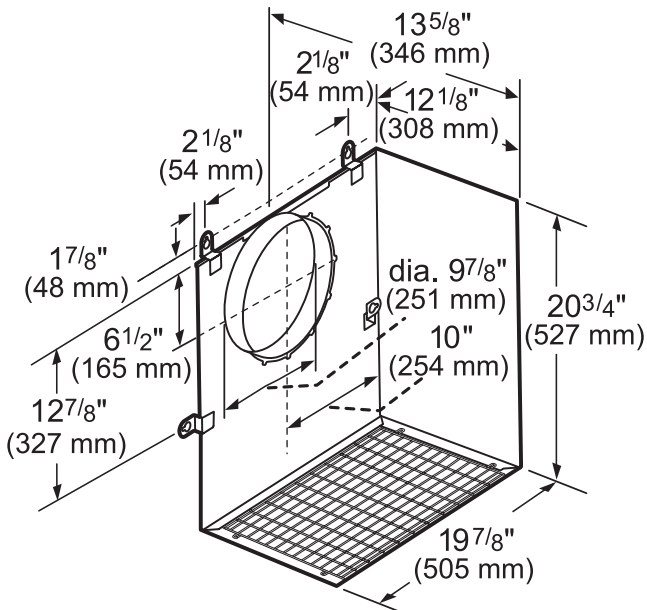


measurements in inches and mm



measurements in inches and mm

#### VTR1330W-1300 CFM



measurements in inches and mm

# HPCN48WS

## 48-INCH CHIMNEY WALL HOOD

PROFESSIONAL® SERIES



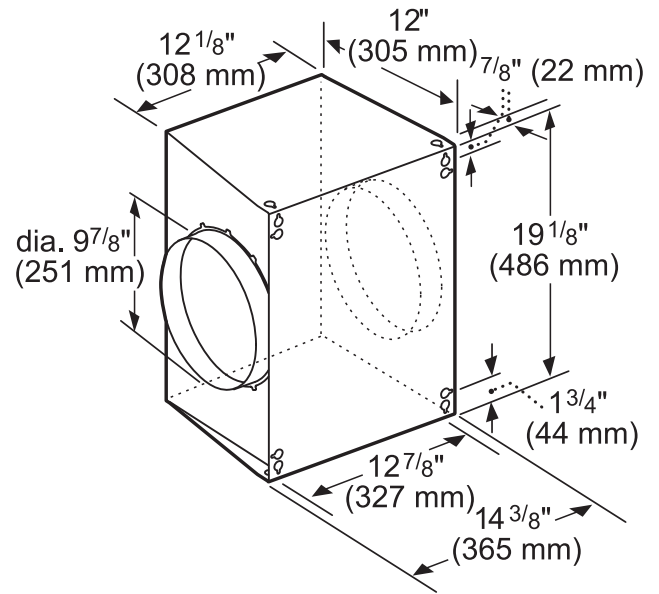
### INLINE BLOWERS (MOUNTED BETWEEN KITCHEN AND EXTERNAL WALL)

VTI610W-600 CFM



measurements in inches and mm

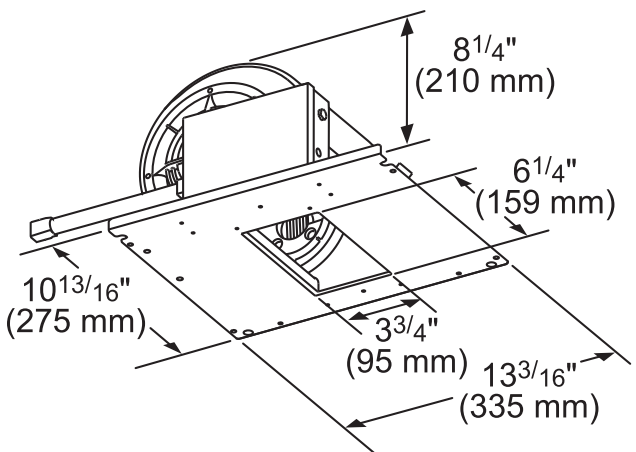
VTI1010W-1000 CFM



measurements in inches and mm

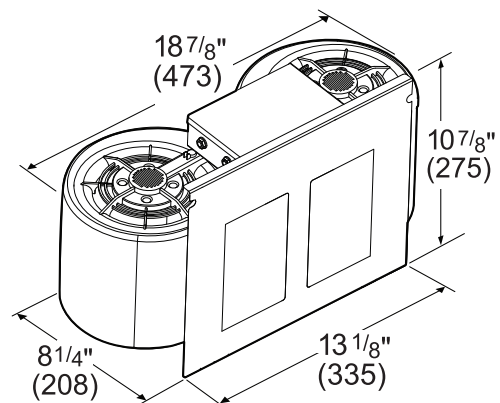
### INTEGRATED BLOWERS (MOUNTED IN HOOD)

VTN630W-600 CFM



measurements in inches (mm)

VTN1090R-1000 CFM



measurements in inches and mm

# HPCN48WS

## 48-INCH CHIMNEY WALL HOOD

PROFESSIONAL® SERIES

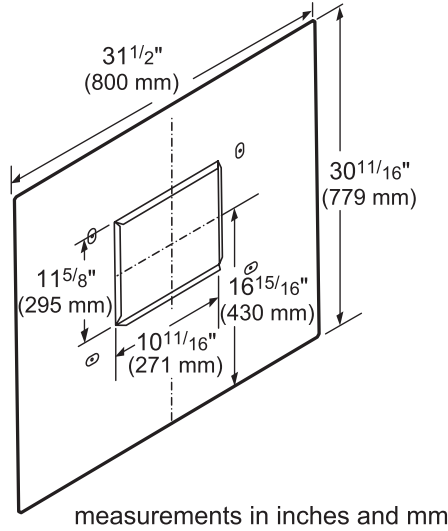


### REMOTE BLOWER ACCESSORIES

#### ROOFPLATE-RFPLT600P



#### ROOFPLATE-RFPLT1000P



#### EXTNCB25W

For use with the following Inline and Remote Blowers: VTR630W, VTR1030W, VTR1330W, VTI610W, VTI1010W

These warranties give you specific legal rights and you may have other rights that vary from state to state. Full warranty and limited warranty from date of installation. For complete warranty details, refer to your Use & Care manual, or ask your dealer.

Specifications are for planning purposes only. Refer to installation instructions and consult your countertop supplier prior to making counter opening. Consult with a heating and ventilation engineer for your specific ventilation requirements. For the most detailed information, refer to installation instructions accompanying product or write to Thermador indicating the model number. Specifications are correct at time of printing. Thermador reserves the right to change product specifications or design without notice. Some models are certified for use in Canada. Thermador is not responsible for products that are transported from the U.S. for use in Canada.