

Type	
Type	Digital interchangeable lens mirrorless camera
Image Processor	DIGIC X (with DIGIC Accelerator co-processor)
Recording Media	Card 1: CFexpress memory card <ul style="list-style-type: none"> • Type B: Card slot • CFexpress 2.0 and VPG400 supported • Up to 2 TB is supported (a card exceeding 2 TB is handled as a card of 2 TB). Card 2: SDXC/SDHC/SD memory card <ul style="list-style-type: none"> • Compatible with UHS-II • Eye-Fi cards and MultiMediaCards (MMC) not supported
Compatible Lenses	Canon RF lens group (including RF-S lenses) When using Mount Adapter EF-EOS R: Canon EF or EF-S lenses (excluding EF-M lenses)
Lens Mount	Canon RF mount
Image Sensor	
Type	Canon designed full-frame back-illuminated stacked CMOS sensor (compatible with Dual Pixel CMOS AF)
Effective Pixels	Approx. 45 megapixels
Screen Size	Approx. 36.0 x 24.0 mm
Pixel Unit	Approx. 4.40 μm square
Total Pixels	Approx. 50.3 megapixels
Aspect Ratio	3:2 (Horizontal: Vertical)
Color Filter System	RGB primary color filters
Low Pass Filter	Installed in front of the image sensor, non-detachable
Dust Deletion Feature	(1) Self Cleaning Sensor Unit <ul style="list-style-type: none"> • Removes dust adhering to the low-pass filter. • At power off only / Enable / Disable. Performed automatically (taking about approx. 2 sec. as indicated on the screen) or manually (taking about approx. 8 sec. as indicated on the screen). • After manually activated cleaning, the camera will automatically restart (Power OFF to ON). • When [Multi Shot Noise Reduction], [Multiple exposures], or [HDR mode] is set, [Clean now] and [Clean manually] cannot be selected. (2) Dust Delete Data acquisition and appending <ul style="list-style-type: none"> • The coordinates of the dust adhering to the low-pass filter are detected by a test shot and appended to subsequent images. • The dust coordinate data appended to the image is used by the EOS software to automatically erase the dust spots. • Not available with RF-S/EF-S lenses. Setting may not be possible depending on the combination of functions (see the menu screen). (3) Manual cleaning (by hand)

Recording System	
Recording Format	Compliant to Design rule for Camera File system 2.0 and Exif 2.31*. *Supports time difference information.
Image Format	RAW: RAW / C-RAW JPEG / HEIF: L / M / S1 / S2 Movies: <ul style="list-style-type: none"> • RAW • XF-HEVC S YCC422 10bit • XF-HEVC S YCC420 10bit • XF-AVC S YCC422 10bit • XF-AVC S YCC420 8bit
Folder	When a card is inserted, the following folders are created automatically. DCIM, CRM, XFVC, and MISC folders
Folder Actions	Select folder, Create folder, Change folder name
Folder Name	
Still Photos	DCF standards compliant. The following folder is created automatically in the DCIM folder. <ul style="list-style-type: none"> • Default: EOSR5 *This can be changed to any character string (5 characters).
Movies	XF-HEVC S / XF-AVC S format REEL_**** in XFVC folder A normal movie file (MP4) is saved. REEL_**** in CRM folder A RAW movie file (CRM) is saved. In each REEL_**** folder: * Up to 999 files can be saved in one folder. When [Add News Metadata: On], an XML file is saved to the same location as the movie file in the card after movie recording.
News Metadata	XF-HEVC S / XF-AVC S format News Metadata is saved in the XMLTAG folder in the currently selected card. * Up to 100 XML files can be saved in one XMLTAG folder.

(Example) A_0001C001Aymmdd_hhmmssXX_CANON_001_Proxy
 (1) (2) (3) (4) (5) (6) (7) (8) (9) (10)

Movies

Item	Details
(1) Camera index	2 characters from A to Z. “_” can also be selected for the second character. A different character is assigned for each camera.
(2) Reel number	4-digit number from 0001 to 9999. A different number is automatically assigned to each card. Any initial value can be specified. When the card is replaced with a new card*, the number is incremented by one when recording for the first time. * Purchased card or card immediately after initialization
(3) Clip number	3-digit number from 001 to 999 with “C” added before it so that it becomes C001 to C999. If 999 is exceeded, “C” changes to “D.” A clip number is automatically assigned to each clip. Any initial value can be set.
(4) Codec type	A is assigned automatically if the codec type of the main movie is AVC, H if it is HEVC, and X if it is RAW.
(5) Shooting start date	The starting date (year, month, and day) of the clip is assigned automatically.
(6) Shooting start time	The starting time (hours, minutes, and seconds) of the clip is assigned automatically.
(7) Random ID	An ID is assigned randomly for each clip, and is 2 characters from A to Z and 0 to 9.
(8) User defined	User settable 5 characters from A to Z and 0 to 9. The default is CANON.
(9) Stream number	3-digit number from 001 to 999. This is assigned to files that have been split.
(10) Proxy	“_Proxy” is appended automatically to a proxy movie file.

- * Up to 999 movie files can be recorded to one card.
- * The file name of the proxy movie is the same as that of the main movie except “_Proxy” of (10).
- * The file names when [Rec. to multiple] is set are the same for both cards 1 and 2.
- * Clip number can be assigned up to D999. (Since no later number can be assigned, movie recording is not possible.)

News Metadata

NewsML-G2 standard compliant
 When **[Add News Metadata: On]** is set, news metadata (XML file) of the movie associated with the set news metadata is generated.

- * The name of the generated XML file is the same as the name of the movie file (only the extension differs).
- * The news metadata (XML file) is saved to the same location as the movie file in the card after movie recording.
- * When news metadata has been set from Content Transfer Professional, the news metadata set from the card inserted in the camera is disabled (that of the app has priority).

Image type / recording format / extension

Image type / recording format	Extension	
Still Photo	JPEG	.JPG
	HEIF	.HIF
	RAW	.CR3
	C-RAW	
Movies	RAW	.CRM
	XF-HEVC S YCC422 10 bit XF-HEVC S YCC420 10 bit XF-AVC S YCC422 10 bit XF-AVC S YCC420 8 bit	.MP4
	News Metadata ^{*1}	.XML

*1: When MP4 movie is recorded with [Add CP file: Enable], “.CPF” file will be created.















































File Numbering

File Numbering Methods

- **Continuous numbering** The numbering of captured images continues even after you replace the card.
- **Auto reset** When you replace the card, the numbering will be reset to start from 0001. If the new card already contains images, the numbering will continue from the last recorded image in the card.

Manual Reset

Resets the file number to 0001, and creates a new folder automatically.
 * When manually resetting the file number, folders can also be renamed.

 Clip Number	<ul style="list-style-type: none"> • Continuous numbering The numbering of captured clips continues from the last recorded clip even after you replace the card. • Auto reset When you replace the card, the numbering will be reset to start from 001. If the new card already contains clips, the numbering will continue from the last recorded clip in the card. 														
Recording Media															
Recording Media	<p>Card 1: CFexpress memory card</p> <ul style="list-style-type: none"> • Type B: Card slot • CFexpress 2.0 and VPG400 supported • Up to 2 TB is supported (a card exceeding 2 TB is handled as a card of 2 TB). <p>Card 2: SDXC/SDHC/SD memory card</p> <ul style="list-style-type: none"> • Compatible with UHS-II • Eye-Fi cards and MultiMediaCards (MMC) not supported 														
Card Access Indicator	Access lamp lights up in red or blinks in red														
Read Error Warning	<ul style="list-style-type: none"> • The error warning is displayed in the viewfinder and on the screen • Shutter release lock 														
Card Formatting	<ul style="list-style-type: none"> • Normal formatting • Low-level formatting 														
Maximum File Size															
CFexpress	Unlimited														
SDXC/SDHC/SD	<table border="1" data-bbox="456 842 1490 1003"> <thead> <tr> <th>Card</th> <th>Format</th> <th>Maximum File Size</th> </tr> </thead> <tbody> <tr> <td>SDXC</td> <td>exFAT</td> <td>Unlimited</td> </tr> <tr> <td>SDHC</td> <td>FAT32</td> <td>4 GB (If exceeded, a new file is created for movie recording.)</td> </tr> <tr> <td>SD</td> <td>FAT16/FAT12</td> <td>2 GB (If exceeded, a new file is created for movie recording.)</td> </tr> </tbody> </table>	Card	Format	Maximum File Size	SDXC	exFAT	Unlimited	SDHC	FAT32	4 GB (If exceeded, a new file is created for movie recording.)	SD	FAT16/FAT12	2 GB (If exceeded, a new file is created for movie recording.)		
Card	Format	Maximum File Size													
SDXC	exFAT	Unlimited													
SDHC	FAT32	4 GB (If exceeded, a new file is created for movie recording.)													
SD	FAT16/FAT12	2 GB (If exceeded, a new file is created for movie recording.)													
No Card Warning	Supported														
Shutter Release without a card	Supported														
Record Function + Card/Folder Selection	<table border="1" data-bbox="456 1161 1482 1520"> <thead> <tr> <th>Item</th> <th>Setting</th> </tr> </thead> <tbody> <tr> <td> /  separate</td> <td>Disable / Enable</td> </tr> <tr> <td> Rec options</td> <td>Standard / Auto switch card / Record separately / Record to multiple</td> </tr> <tr> <td> Rec options</td> <td>Standard / Auto switch card /  Main  Proxy*1 / Record to multiple</td> </tr> <tr> <td> Record/play</td> <td> /  *  Card 1 can be set as the priority card.</td> </tr> <tr> <td> Record/play</td> <td> /  *  Card 1 can be set as the priority card.</td> </tr> <tr> <td> Folder</td> <td>Select folder, Create folder, Change folder name</td> </tr> </tbody> </table> <p>*1: When a new file is created during movie recording (when splitting file), a new file is created simultaneously for both the main movie and the proxy movie.</p> <p>*2: Recording to multiple cards is not available when the camera is set to a movie recording quality that cannot be recorded to both cards.</p>	Item	Setting	 /  separate	Disable / Enable	 Rec options	Standard / Auto switch card / Record separately / Record to multiple	 Rec options	Standard / Auto switch card /  Main  Proxy*1 / Record to multiple	 Record/play	 /  *  Card 1 can be set as the priority card.	 Record/play	 /  *  Card 1 can be set as the priority card.	 Folder	Select folder, Create folder, Change folder name
Item	Setting														
 /  separate	Disable / Enable														
 Rec options	Standard / Auto switch card / Record separately / Record to multiple														
 Rec options	Standard / Auto switch card /  Main  Proxy*1 / Record to multiple														
 Record/play	 /  *  Card 1 can be set as the priority card.														
 Record/play	 /  *  Card 1 can be set as the priority card.														
 Folder	Select folder, Create folder, Change folder name														

Still Photo Recording

Image Size	RAW: RAW / C-RAW JPEG / HEIF: L / M/ S1 /S2
HEIF	HEIF recording is available when [HDR shooting (PQ): HDR PQ] is set. * Conforms to MIAF (multi-image application format) standards.
C-RAW	RAW images conforming to the CR3 format that have smaller file sizes. * RAW offers better image quality than C-RAW. * Conversion from RAW to C-RAW or C-RAW to RAW is not possible. * Simultaneous recording of RAW and C-RAW is not supported.
Dual Pixel RAW shooting	Not supported
JPEG/HEIF image quality	The degree of compression is user-configurable in a range of 1–10 for each image size (L, M, S1, and S2). * The number of shots available at the specified JPEG or HEIF image quality level is displayed on the camera.
Still photo cropping / aspect ratio	Full-frame / 1.6x (crop) / 1:1 (aspect ratio) / 4:3 (aspect ratio) / 16:9 (aspect ratio) * Switching between [Shooting area: Masked/Outlined] is possible

Recording Pixel Count

Image Size		Resolution (Pixels)				
		Still photo cropping / aspect ratio				
		3:2	1.6x (crop) ^{*1}	1:1	4:3	16:9
JPEG /HEIF	L	Approx. 44.8MP (8192x5464)	Approx. 17.3MP (5088x3392)	Approx. 29.8MP (5456x5456)	Approx. 39.8MP (7280x5464)	Approx. 37.7MP (8192x4608)
	M	24.0MP (6000x4000)		16.0MP (4000x4000)	Approx. 21.3MP (5328x4000)	Approx. 20.2MP (6000x3368)
	S1	Approx. 11.6MP (4176x2784)		Approx. 7.8MP (2784x2784)	Approx. 10.3MP (3172x2784)	Approx. 9.8MP (4176x2344)
	S2	Approx. 3.8MP (2400x1600)	Approx. 3.8MP (2400x1600)	Approx. 2.6MP (1600x1600)	Approx. 3.4MP (2112x1600)	Approx. 3.2MP (2400x1344)
RAW	RAW/ C-RAW	Approx. 44.8MP (8192x5464)	Approx. 17.3MP (5088x3392)	Approx. 44.8MP (8192x5464)		

* 1: Angle of view of approx. 1.6 times the indicated focal length.

* Values for recorded pixels are rounded off to the nearest 100,000th.

* Colored cells indicate an inexact proportion.

* RAW/C-RAW images are generated in [3:2], and the set aspect ratio information is appended to the images.

* JPEG/HEIF images are generated in the set aspect ratio.

* These aspect ratios (M / S1 / S2) and pixel counts also apply to resizing.

Image Type	Image type	Bit Depth
	JPEG	8 bits
	HEIF	10 bits
	RAW	14 bits (14-bit A/D conversion), Canon original

Gamma / Color Space	HDR Shooting (PQ)		Color Space			
			Internal Recording		HDMI output	
	Disable (SDR)		sRGB / Adobe RGB		BT.709	
	HDR PQ		BT.2020		BT.709/BT.2020 ^{*1}	
^{*1} : When connected to an HDR compatible monitor						
Video signal range	HDR Shooting (PQ)		Internal Recording		HDMI output	
			Range	Recording range	Range	HDMI output range
	Disable (SDR)		0-255	Full Range	64-940	Narrow Range
	HDR PQ		0-1023	Full Range	64-940	Narrow Range
RAW+JPEG/HEIF simultaneous recording	Simultaneous recording of any combination of RAW/C-RAW images and JPEG/HEIF images is supported.					
One-touch switching of image quality	Available [*] Can be assigned to a preferred button in [Customize buttons for shooting].					
Digital tele-converter	Not Supported					
Still Photo file size / Number of shots available / Maximum burst for continuous shooting						
Mechanical shutter/ Electronic first-curtain		Image Quality	File Size [Approx. MB]	Possible Shots [Approx.]*¹	Maximum Burst [Approx.]*	
	JPEG^{*3}	L	13.0	23710	CFexpress Card^{*1}	SD Card^{*2}
		M	7.8	39370	760	760
		S1	4.6	67580	670	660
		S2	1.8	171670	670	660
	HEIF[*]	L	12.5	24290	690	640
		M	8.1	37350	740	740
		S1	4.9	60570	780	780
		S2	1.8	148190	790	780
	RAW	RAW	47.6	6540	230	95
		C-RAW	20.6	15210	580	580
	RAW+JPEG^{*3}	RAW + L	47.6 + 13.0	5120	150	87
C-RAW + L		20.6 + 13.0	9260	310	190	
RAW+HEIF[*]	RAW + L	47.6 + 12.5	4860	89	84	
	C-RAW + L	20.6 + 12.5	8420	180	170	
^{*1} : Number of shots available and maximum burst for CFexpress cards apply to 325 GB CFexpress cards conforming to Canon testing standards. ^{*2} : Maximum burst for SD cards applies to 128 GB UHS-II SD cards conforming to Canon testing standards. ^{*3} : When [HDR shooting (PQ): Disable] is set. ^{*4} : When [HDR shooting (PQ): HDR PQ] is set. [*] Maximum burst as measured under conditions conforming to Canon testing standards (One-shot AF, High-speed continuous shooting+, JPEG/HEIF image quality: 8, ISO 100, Picture Style: Standard, and room temperature: 23°C / 73°F) [*] File size, number of shots available, and maximum burst vary depending on shooting conditions (including remaining battery level, battery temperature, cropping/aspect ratio, JPEG/HEIF image quality, subject, memory card brand, ISO speed, Picture Style, and Custom Functions).						

	Image Quality	File Size [Approx. MB]	Possible Shots [Approx.]* ¹	Maximum Burst [Approx.]*	
				CFexpress Card* ¹	SD Card* ²
Electronic shutter	JPEG* ³	L	See chart on previous page	200	200
		M		200	200
		S1		200	200
		S2		200	200
	HEIF*	L		200	200
		M		200	200
		S1		200	200
		S2		200	200
	RAW	RAW		93	86
		C-RAW		170	170
	RAW+JPEG* ³	RAW + L		85	82
		C-RAW + L		160	150
RAW+HEIF*	RAW + L	79	79		
	C-RAW + L	150	150		

*¹: Number of shots available and maximum burst for CFexpress cards apply to 325 GB CFexpress cards conforming to Canon testing standards.
*²: Maximum burst for SD cards applies to 128 GB UHS-II SD cards conforming to Canon testing standards.
*³: When [HDR shooting (PQ): Disable] is set.
*⁴: When [HDR shooting (PQ): HDR PQ] is set.
* Maximum burst as measured under conditions conforming to Canon testing standards (One-shot AF, High-speed continuous shooting+, JPEG/HEIF image quality: 8, ISO 100, Picture Style: Standard, and room temperature: 23°C / 73°F)
* File size, number of shots available, and maximum burst vary depending on shooting conditions (including remaining battery level, battery temperature, cropping/aspect ratio, JPEG/HEIF image quality, subject, memory card brand, ISO speed, Picture Style, and Custom Functions).

Proxy Movie

The recording format and movie recording size of the proxy movie are set automatically as shown in the table below depending on the recording format and movie recording size of the main movie.

Main recording format	Main movie recording size		Proxy recording format	Proxy movie recording size	
	Resolution	Compression format		Resolution	Compression format
RAW	RAW	Standard RAW Light RAW	XF-AVC S YCC420 8bit	2K-D	Standard LGOP Light LGOP
	SRAW				
XF-HEVC S YCC422 10bit XF-HEVC S YCC420 10bit	4K-D	Standard Intra Light Intra Standard LGOP	XF-HEVC S YCC420 10bit	2K-D	
	2K-D				
	4K-U Full HD			Full HD	
XF-AVC S YCC422 10bit XF-AVC S YCC420 8bit	4K-D	High Quality Intra Standard Intra Light Intra Standard LGOP	XF-AVC S YCC420 8bit	2K-D	
	2K-D				
	4K-U Full HD			Full HD	

* The angle of view and frame rate of the proxy movie are the same as for the main movie.
* The image quality (Normal/Fine) of the proxy movie is fixed to Normal.
* When [1]Main [2]Proxy is set, a main movie of 100.00 fps or more is not possible.
* Even if recording of the proxy movie stops due to an error, recording of the main movie continues.
* If recording of the main movie stops, recording of the proxy movie also stops.
* When [1]Main [2]Proxy is set, the recording time of the main movie is indicated. When [Rec. to multiple] is set, the recording time for the card with the least space is indicated.
* If there is no card 1, the time available for recording of the proxy movie is indicated, and proxy movie recording is possible.

Movie recording size and resolution	Movie Recording Size	Resolution (Aspect ratio)
	RAW	8192 × 4320 (Approx. 17:9)
	SRAW	4096 × 2160 (Approx. 17:9)
	8K-DCI	8192 × 4320 (Approx. 17:9)
	8K-UHD	7680 × 4320 (16:9)
	4K-DCI	4096 × 2160 (Approx. 17:9)
	4K-UHD	3840 × 2160 (16:9)
	2K-UHD	2048 × 1080 (Approx. 17:9)
	Full HD	1920 × 1080 (16:9)
System frequency (previously video system)	59.94 Hz: NTSC / 50.00 Hz: PAL	
Image quality	High-quality 4K movies from 8K oversampling <ul style="list-style-type: none"> • 4K-D Fine • 4K-U Fine High-quality 2K movies from 4K oversampling <ul style="list-style-type: none"> • 2K-D Fine • Full HD Fine 	

Movie Cropping

The recording format and movie recording size of the proxy movie are set automatically as shown in the table below depending on the recording format and movie recording size of the main movie.

Recording format	Compression method / RAW format	Resolution	Image quality	Frame Rate										
				239.76	200.00	119.88	100.00	59.94	50.00	29.97	25.00	24.00	23.98	
XF-HEVC S YCC422 10 bit	Standard LGOP	4K-D	Fine											
			Normal					Yes	Yes	Yes	Yes	Yes	Yes	
		4K-U	Fine											
			Normal					Yes	Yes	Yes	Yes		Yes	
		2K-D	Fine											
			Normal			Yes*1	Yes*1	Yes	Yes	Yes	Yes	Yes	Yes	
Full HD	Fine													
	Normal			Yes*1	Yes*1	Yes	Yes	Yes	Yes		Yes			
XF-HEVC S YCC422 10 bit	High Quality Intra Standard Intra Light Intra Standard LGOP	4K-D	Fine											
			Normal					Yes	Yes	Yes	Yes	Yes	Yes	
		4K-U	Fine											
			Normal					Yes	Yes	Yes	Yes		Yes	
	Standard Intra Standard LGOP	2K-D	Fine											
			Normal			Yes*1	Yes*1	Yes	Yes	Yes	Yes	Yes	Yes	
		Full HD	Fine											
			Normal			Yes*1	Yes*1	Yes	Yes	Yes	Yes		Yes	

*1: With [High Frame Rate: Disable] setting, movie is recorded with audio and the movie is played back at actual speed. With [High Frame Rate: Enable] setting, no audio is recorded and the movie is played in slow motion at 29.97 fps (NTSC) / 25.00 fps (PAL) when played back. Only exFAT-formatted cards can be used for recording (recording to FAT32-formatted cards is not possible).

<p>Movie recording angle of view</p>	<table border="1" data-bbox="483 218 1127 842"> <thead> <tr> <th rowspan="2">Resolution</th> <th colspan="2">Recording angle of view (Approx. %)</th> </tr> <tr> <th>Horizontal</th> <th>Vertical</th> </tr> </thead> <tbody> <tr> <td>RAW</td> <td>100</td> <td>79.1</td> </tr> <tr> <td>8K DCI</td> <td>100</td> <td>79.1</td> </tr> <tr> <td>8K-UHD</td> <td>93.8</td> <td>79.1</td> </tr> <tr> <td>SRAW</td> <td>100</td> <td>79.1</td> </tr> <tr> <td>4K-DCI</td> <td>100</td> <td>79.1</td> </tr> <tr> <td>4K-DCI cropped</td> <td>62.1</td> <td>49.0</td> </tr> <tr> <td>4K-UHD</td> <td>93.8</td> <td>79.1</td> </tr> <tr> <td>4K-UHD cropped</td> <td>58.1</td> <td>49.0</td> </tr> <tr> <td>2K-DCI</td> <td>100</td> <td>79.1</td> </tr> <tr> <td>2K-DCI cropped</td> <td>62.1</td> <td>49.0</td> </tr> <tr> <td>Full HD</td> <td>93.8</td> <td>79.1</td> </tr> <tr> <td>Full HD cropped</td> <td>58.1</td> <td>49.0</td> </tr> </tbody> </table> <p>* 100% angle of view for still photos (JPEG/HEIF).</p>	Resolution	Recording angle of view (Approx. %)		Horizontal	Vertical	RAW	100	79.1	8K DCI	100	79.1	8K-UHD	93.8	79.1	SRAW	100	79.1	4K-DCI	100	79.1	4K-DCI cropped	62.1	49.0	4K-UHD	93.8	79.1	4K-UHD cropped	58.1	49.0	2K-DCI	100	79.1	2K-DCI cropped	62.1	49.0	Full HD	93.8	79.1	Full HD cropped	58.1	49.0
Resolution	Recording angle of view (Approx. %)																																									
	Horizontal	Vertical																																								
RAW	100	79.1																																								
8K DCI	100	79.1																																								
8K-UHD	93.8	79.1																																								
SRAW	100	79.1																																								
4K-DCI	100	79.1																																								
4K-DCI cropped	62.1	49.0																																								
4K-UHD	93.8	79.1																																								
4K-UHD cropped	58.1	49.0																																								
2K-DCI	100	79.1																																								
2K-DCI cropped	62.1	49.0																																								
Full HD	93.8	79.1																																								
Full HD cropped	58.1	49.0																																								
<p>High Frame Rate (movie)</p>	<p>Disable / Enable</p> <ul style="list-style-type: none"> * A movie recorded with [High Frame Rate: Enable] is played back at 29.97 fps (NTSC) / 25.00 fps (PAL) (played back in slow motion). * No audio is recorded for the movie recorded with [High Frame Rate: Enable]. * Automatically stops if the maximum recording time per movie (see "6.43.1 Maximum recording time per recording") is exceeded. * HDMI output during recording is at 59.94 fps (NTSC) / 50.00 fps (PAL). * The time code counts up 8 sec. (at 239.76 / 200.00 fps) or 4 sec. (at 119.88 / 100.00 fps) per second of real time. * Only exFAT-formatted cards can be used for recording (recording to FAT32-formatted cards is not possible). * When RF-S or EF-S lens is used or when movie cropping enabled, only movie recording size of 2K-D / Full HD (119.88 / 100.00 fps) is available. 																																									
<p>HDR movie mode</p>	<p>An HDR movie is created with a single exposure. Unnatural afterimages do not occur when, for example, shooting a moving subject. The shooting of movies with reduced clipped highlights is possible even in high contrast scenes.</p> <p>HDR Movie Recording: Enable / Disable Shadow compensation: Off / Standard / Brighter Saturation: -4 / -3 / -2 / -1 / 0 / 1 / 2 / 3 / 4 Limitation of maximum brightness: Disable / 1000 nits</p> <ul style="list-style-type: none"> * Can be set in conjunction with [HDR PQ shooting: PQ]. * Movie digital IS and high-frequency anti-flicker shooting are possible. 																																									

Main movie

HDR movie mode in combination with the following is available.

Recording format	Compression method / RAW format	Resolution	Image quality	Frame Rate (fps)										
				239.76	200.00	119.88	100.00	59.94	50.00	29.97	25.00	24.00	23.98	
XF-HEVC S YCC422 10 bit	High Quality Intra Standard Intra Light Intra Standard LGOP	8K-D	Normal							Yes ^{*1}	Yes ^{*1}	Yes	Yes	
		8K-U								Yes ^{*1}	Yes ^{*1}		Yes	
XF-HEVC S YCC420 10 bit	Standard LGOP	8K-D	Normal							Yes	Yes	Yes	Yes	
		8K-U								Yes	Yes		Yes	
XF-HEVC S YCC422 10 bit	Standard LGOP	4K-D	Fine							Yes	Yes	Yes	Yes	
			Normal					Yes	Yes	Yes	Yes	Yes	Yes	
4K-U		Fine							Yes	Yes		Yes		
		Normal					Yes	Yes	Yes	Yes		Yes		
2K-D		Fine							Yes	Yes	Yes	Yes		
		Normal					Yes	Yes	Yes	Yes	Yes	Yes		
Full HD		Fine							Yes	Yes		Yes		
		Normal					Yes	Yes	Yes	Yes		Yes		
XF-HEVC S YCC422 10 bit		High Quality Intra Standard Intra Light Intra Standard LGOP	4K-D	Fine							Yes	Yes	Yes	Yes
			4K-U	Normal					Yes	Yes	Yes	Yes	Yes	Yes
	Standard Intra Standard LGOP	2K-D	Fine							Yes	Yes		Yes	
		Full HD	Normal					Yes	Yes	Yes	Yes		Yes	

*1: High Quality Intra cannot be selected for compression method.
*HDR movie mode is not available when recording RAW movies.

Proxy movie

Recording format	Compression method / RAW format	Resolution	Image quality	Frame Rate (fps)									
				239.76	200.00	119.88	100.00	59.94	50.00	29.97	25.00	24.00	23.98
XF-HEVC S YCC422 10 bit XF-HEVC S YCC420 8 bit	Standard LGOP Light LGOP	2K-D	Normal					Yes	Yes	Yes	Yes	Yes	Yes
		Full HD						Yes	Yes	Yes	Yes		Yes

Movie with cropping

Recording format	Compression method / RAW format	Resolution	Image quality	Frame Rate (fps)										
				239.76	200.00	119.88	100.00	59.94	50.00	29.97	25.00	24.00	23.98	
XF-HEVC S YCC422 10 bit XF-HEVC S YCC420 10 bit XF-HEVC S YCC420 8 bit	Standard LGOP	4K-D	Fine											
			Normal							Yes	Yes	Yes	Yes	
		4K-U	Fine											
			Normal							Yes	Yes		Yes	
		2K-D	Fine											
			Normal							Yes	Yes	Yes	Yes	
Full HD	Fine													
	Normal						Yes	Yes	Yes	Yes		Yes		
XF-HEVC S YCC422 10 bit	High Quality Intra Standard Intra Light Intra Standard LGOP	4K-D	Fine											
			Normal							Yes	Yes	Yes	Yes	
		4K-U	Fine											
			Normal							Yes	Yes		Yes	
	Standard Intra Standard LGOP	2K-D	Fine											
			Normal						Yes	Yes	Yes	Yes	Yes	
Full HD	Fine													
	Normal						Yes	Yes	Yes	Yes		Yes		

Restrictions for HDR movie mode

- * ISO 800 - ISO 128000 are settable for the ISO speed, and expanded ISO speeds cannot be set.
- * Picture Style is set to Standard automatically, and Custom Picture cannot be set.
- * Time-lapse movie recording and video calls / streaming are not possible.
- * Setting to High Frame Rate (movie), movies of 239.76 / 200.00 / 119.88 / 100.00 fps is not available.
- * HDMI RAW output is not possible.
- * Dual shooting (still & movie) is not possible.
- * Clarity or Auto Lighting Optimizer cannot be set.

Special scene mode

Not supported

Dual shooting

Still & movie

Dual shooting (still & movie): On/Off
 * When using LP-E6P Battery / DR-E6P Power Adapter
 Drive mode: High speed / Low speed / Single shooting
 * High speed shooting: Max. approx. 7.5 shots/sec. (NTSC), Max. approx. 6.2 shots/sec. (PAL)
 * Low speed shooting: Max. approx. 5.0 shots/sec. (NTSC), Max. approx. 4.1 shots/sec. (PAL)
 JPEG quality: 1–10 (settable in 10 levels)

Movies

Main recording format: XF-AVC S YCC420 8 bit Movie recording size

- Resolution: Full HD (Normal)
- Frame rate: 29.97 (NTSC) / 25.00 (PAL) fps
- Compression method / LGOP

Still Photos

Recording pixel count: 7680×4320 Aspect ratio: 16:9
 Recording image type: JPEG only

- * Movies are recorded to card 1, and still photos are recorded to card 2 (a card needs to be inserted in each slot).
- * A movie does not stop during still photo shooting.
- * Still photo shooting during movie recording is possible by shutter button, wired remote controller, wireless remote controller, and touch control.
- * The settings during movie recording are applied to still photos.
- * AF/AE operates with the settings suitable for movie recording. The color tone may differ from that of normal still photos depending on the timing of still photo shooting.

Restrictions with dual shooting	<ul style="list-style-type: none"> * With Movie crop setting or when using an RF-S / EF-S lens and RF5.2mm F2.8 L DUAL FISHEYE, the <A+> mode cannot be set. * Flash photography, anti-flicker shooting, time-lapse movie shooting, HDR shooting (PQ), and movie digital IS are not available. * The release time lag may be longer than when shooting normal still photos. * When the shutter speed is slow, the release time lag (of still photos) may become longer or the continuous shooting speed may be slower than when shooting normal still photos. * Custom Picture cannot be set (shooting is with Picture Style). * Focus breathing correction, chromatic aberration correction, and diffraction correction are not possible. * Upscaling, resizing, and cropping of shot still photos are not possible. * AF point information is not recorded for still photos. * High Frame Rate (movie), Auto Level, and HDMI RAW output are not available. * The internal temperature of the camera rises faster than normal Full HD movie recording.
--	---

Movie with cropping

Recording format	Compression method / RAW format	Resolution	Image quality	Frame Rate (fps)									
				239.76	200.00	119.88	100.00	59.94	50.00	29.97	25.00	24.00	23.98
XF-HEVC S YCC422 10 bit	Standard LGOP	4K-D	Fine										
			Normal							Yes	Yes	Yes	Yes
		4K-U	Fine										
			Normal								Yes	Yes	
		2K-D	Fine										
			Normal								Yes	Yes	Yes
Full HD	Fine												
	Normal							Yes	Yes	Yes	Yes	Yes	
XF-HEVC S YCC422 10 bit	High Quality Intra Standard Intra Light Intra Standard LGOP	4K-D	Fine										
			Normal							Yes	Yes	Yes	Yes
		4K-U	Fine										
			Normal								Yes	Yes	
	Standard Intra Standard LGOP	2K-D	Fine										
			Normal						Yes	Yes	Yes	Yes	Yes
Full HD	Fine												
	Normal							Yes	Yes	Yes	Yes	Yes	

Restrictions for HDR movie mode	<ul style="list-style-type: none"> * ISO 800 - ISO 128000 are settable for the ISO speed, and expanded ISO speeds cannot be set. * Picture Style is set to Standard automatically, and Custom Picture cannot be set. * Time-lapse movie recording and video calls / streaming are not possible. * Setting to High Frame Rate (movie), movies of 239.76 / 200.00 / 119.88 / 100.00 fps is not available. * HDMI RAW output is not possible. * Dual shooting (still & movie) is not possible. * Clarity or Auto Lighting Optimizer cannot be set.
Special scene mode	Not supported

Dual shooting	
Still & movie	Dual shooting (still & movie): On/Off * When using LP-E6P Battery / DR-E6P Power Adapter Drive mode: High speed / Low speed / Single shooting * High speed shooting: Max. approx. 7.5 shots/sec. (NTSC), Max. approx. 6.2 shots/sec. (PAL) * Low speed shooting: Max. approx. 5.0 shots/sec. (NTSC), Max. approx. 4.1 shots/sec. (PAL) JPEG quality: 1–10 (settable in 10 levels)
Movies	Main recording format: XF-AVC S YCC420 8 bit Movie recording size <ul style="list-style-type: none"> • Resolution: Full HD (Normal) • Frame rate: 29.97 (NTSC) / 25.00 (PAL) fps • Compression method / LGOP
Still Photos	RGB primary color filters

White Balance	
Settings	(1) Auto (Ambience priority/White priority) (2) Daylight (3) Shade (4) Cloudy* ¹ (5) Tungsten light (6) White fluorescent light (7) Flash (8) Custom (Custom WB) (9) Color temperature* ² * ¹ : Effective also in twilight and sunset. * ² : With an EL / EX-series speedlite having the color temperature information transmission feature, the color temperature setting changes to match the color temperature when the flash is fired. Set to approx. 6000K if the flash unit does not have the color temperature information transmission feature. * White balance can be adjusted during movie recording.
Auto White Balance	Option between ambience priority and white priority settings, using SET button
White Balance Shift	Blue/amber bias: ±9 levels Magenta/green bias: ±9 levels <ul style="list-style-type: none"> • Shifted from the color temperature of the current WB mode. • Blue/amber and magenta/green shift can be set at the same time. WB Bracketing available, up to ±3 levels Blue/amber or magenta/green, via Quick Control Dial

Viewfinder	
Type	OLED color electronic viewfinder; 0.5-inch, approx. 5.76 million dots
Coverage	Approx. 100% vertically and horizontally relative to the shooting image area (with image quality L, at approx. 24mm eyepoint).
Magnification / Angle of View	Approx. 0.76x / Approx. 35.5 degrees (with 50mm lens at infinity, -1 m ⁻¹)
Eye Point	Approx. 24mm (at -1 m ⁻¹ from the eyepiece lens end)
Dioptric Adjustment Range	Approx. -4.0 to + 2.0 m ⁻¹ (dpt)* * ¹ : Dioptric adjustment lock mechanism

<p>Viewfinder Information</p>	<p>(1) Maximum burst (2) Possible shots/Sec. until self-timer shoots (3) Focus Bracketing/ Multiple-exposure/HDR shooting/Multi Shot Noise Reduction/Bulb time/Interval timer (4) Shooting mode (5) AF method (6) AF operation (7) Image quality (8) Card (9) Drive mode (10) Metering mode (11) No. of remaining shots for focus bracketing, multiple exposures, or interval timer (12) Electronic level (13) Movie recording time available (14) Battery level (15) Image Stabilizer (IS mode) (16) Histogram (Brightness/RGB) (17) Quick Control button (18) Anti-flicker shooting (19) White balance/White balance correction (20) Picture style (21) Auto Lighting Optimizer (22) Still photo cropping / Aspect ratio (23) AF point (1-point AF) (24) AEB/FEB (25) View Assist (26) HDR PQ (27) Flash ready / FE lock / High-speed sync (28) Electronic shutter (29) Touch shutter / Create folder (30) AE lock (31) Shutter speed / Multi-function lock warning (32) Aperture value (33) Wi-Fi® function (34) Wi-Fi® signal strength (35) Bluetooth® function (36) Exposure simulation (37) Magnify button (38) ISO speed (39) Highlight tone priority (40) Exposure compensation (41) Exposure level indicator</p>
<p>Autofocus</p>	
<p>Focus Method</p>	<p>Dual Pixel CMOS AF</p>
<p>Cross-type AF</p>	<p>Supported</p> <ul style="list-style-type: none"> * Dual Pixel CMOS AF has been vertical-line detection only with previous models, but the EOS R5 Mark II can perform not only vertical-line detection but also horizontal-line detection by rotating the pupil division direction of the Gb pixels of the CMOS sensor by 90 degrees. * Cross-type AF functions under the conditions indicated by “Yes” in the table below during still photo shooting (not supported during movie recording). * Cross-type can be performed in the whole focusing area. * Cross-type does not function (vertical-line detection only) during movie recording, when using Preview AF, when using Focus guide, when the image flickers under fluorescent lighting, LED lighting, or other flickering light sources, and when operating the SA control ring of RF100mm F2.8 L MACRO IS USM.

Number of AF zones available for Automatic Selection	AF area: Horizontal: Approx. 100% x Vertical: Approx. 100% (100% x 100% AF coverage in Face Detect + Tracking AF; coverage can vary, depending upon lens being used) Stills: Max. 1053 zones (90 x 65) Movies: Max. 975 zones (39 x 25)
Selectable Positions for AF Point	AF area: Horizontal: Approx. 90% x Vertical: Approx. 100% Stills: Max. 5850 positions (78 x 56) Movies: Max 4500 positions (90 x 50) * May vary depending on settings..
Focusing brightness range (still photo shooting)	EV -7.5 to 21 (with an f/1.2 lens,* center AF point, One-Shot AF at room temperature, and ISO 100) * Except RF lenses with a Defocus Smoothing (DS) coating.
Focusing brightness range (movie recording)	4K30p: EV -6.5 8K: EV -4.5 4K: EV -3.5 Full HD: EV -4.0 (with an f/1.2 lens,* center AF point, One-Shot AF at room temperature, ISO 100, and 29.97 / 25.00 fps.) * Except RF lenses with a Defocus Smoothing (DS) coating.
Available AF Areas	<ul style="list-style-type: none"> • Spot AF • 1-point AF • Expand AF area: Above/below/left/right • Expand AF area: Around • Flexible Zone AF 1 • Flexible Zone AF 2 • Flexible Zone AF 3 • Whole area AF • Whole area tracking OFF Spot AF • Whole area tracking OFF 1-point AF • Whole area tracking OFF Expand AF area: Above/below/left/right • Whole area tracking OFF Expand AF area: Around
Available Subject Detection	<ul style="list-style-type: none"> • Auto • People • Animals (dogs / cats / birds / horses) • Vehicles (motorsports cars or motorcycles / aircraft / trains) <p>* Certain types of animals or vehicles may not be detected, depending on shape and appearance</p>
Eye Detection	<p>Auto:</p> <ul style="list-style-type: none"> • Selects the eye closer to the camera (as detected from the angle of the face). • At the same distance from the camera, selects the eye closer to the center of the image. <p>Right Eye:</p> <ul style="list-style-type: none"> • Prioritizes the subject's right eye. <p>Left Eye:</p> <ul style="list-style-type: none"> • Prioritizes the subject's left eye.
Exposure Control	
Metering Modes	Real-time metering from CMOS image sensor (6144 96x64] metering zones) (1) Evaluative metering (AF point-linked) (2) Partial metering (approx. 10.0% of the area at the center of the screen) (3) Spot metering (approx. 5.0% of the area at the center of the screen) (4) Center-weighted average metering
Metering Range	EV -3 to 20 (at 73°F/23°C, ISO 100) (Still Photo Shooting)

<p>Exposure Modes</p>	<table border="1"> <thead> <tr> <th>Shooting Mode</th> <th>Name</th> </tr> </thead> <tbody> <tr> <td>A⁺</td> <td>Scene Intelligent Auto</td> </tr> <tr> <td>Fv</td> <td>Flexible-priority AE</td> </tr> <tr> <td>P</td> <td>Program AE</td> </tr> <tr> <td>Av</td> <td>Aperture-priority AE</td> </tr> <tr> <td>M</td> <td>Manual exposure</td> </tr> <tr> <td>Tv</td> <td>Shutter-priority AE</td> </tr> <tr> <td>BULB</td> <td>Bulb exposure</td> </tr> <tr> <td>C1/C2/C3</td> <td>Custom shooting</td> </tr> </tbody> </table>	Shooting Mode	Name	A ⁺	Scene Intelligent Auto	Fv	Flexible-priority AE	P	Program AE	Av	Aperture-priority AE	M	Manual exposure	Tv	Shutter-priority AE	BULB	Bulb exposure	C1/C2/C3	Custom shooting						
Shooting Mode	Name																								
A ⁺	Scene Intelligent Auto																								
Fv	Flexible-priority AE																								
P	Program AE																								
Av	Aperture-priority AE																								
M	Manual exposure																								
Tv	Shutter-priority AE																								
BULB	Bulb exposure																								
C1/C2/C3	Custom shooting																								
<p>ISO Speed Range</p>	<p>Manually Set</p> <table border="1"> <thead> <tr> <th>Normal</th> <th>ISO 100–51200</th> </tr> </thead> <tbody> <tr> <th>Expanded</th> <td>L (equivalent to ISO 50), H (equivalent to ISO 102400)</td> </tr> </tbody> </table> <ul style="list-style-type: none"> • For [Highlight tone priority], the settable ISO speed range will be ISO 200 to 102400. • Expanded ISO cannot be set for HDR mode or during HDR PQ shooting. <p>ISO Auto range settings in still photo shooting</p> <table border="1"> <thead> <tr> <th>Auto Range</th> <th>ISO Speed</th> </tr> </thead> <tbody> <tr> <th>Minimum</th> <td>L (equivalent to ISO 50)</td> </tr> <tr> <th>Maximum</th> <td>H (equivalent to ISO 102400)</td> </tr> </tbody> </table> <p>ISO Auto details in still photo shooting</p> <table border="1"> <thead> <tr> <th rowspan="2">Shooting mode</th> <th rowspan="2">No Flash</th> <th colspan="2">Using Flash</th> </tr> <tr> <th>Compatible Lens</th> <th>Incompatible Lens</th> </tr> </thead> <tbody> <tr> <td>Fv / P / Tv / Av / M</td> <td>ISO 100^{*1*2}–102400^{*2}</td> <td>ISO 100^{*1*2}–6400^{*2}</td> <td>ISO 100^{*1*2}–1600^{*2}</td> </tr> <tr> <td>B</td> <td>ISO 400^{*3}</td> <td colspan="2">ISO 400^{*3}</td> </tr> </tbody> </table> <p>^{*1}: ISO 200 when set to [Highlight tone priority: Enable/Enhanced]. ^{*2}: Varies depending on the [Maximum] and [Minimum] settings for [Auto range]. ^{*3}: If outside the setting range, changed to the value closest to ISO 400.</p>	Normal	ISO 100–51200	Expanded	L (equivalent to ISO 50), H (equivalent to ISO 102400)	Auto Range	ISO Speed	Minimum	L (equivalent to ISO 50)	Maximum	H (equivalent to ISO 102400)	Shooting mode	No Flash	Using Flash		Compatible Lens	Incompatible Lens	Fv / P / Tv / Av / M	ISO 100 ^{*1*2} –102400 ^{*2}	ISO 100 ^{*1*2} –6400 ^{*2}	ISO 100 ^{*1*2} –1600 ^{*2}	B	ISO 400 ^{*3}	ISO 400 ^{*3}	
Normal	ISO 100–51200																								
Expanded	L (equivalent to ISO 50), H (equivalent to ISO 102400)																								
Auto Range	ISO Speed																								
Minimum	L (equivalent to ISO 50)																								
Maximum	H (equivalent to ISO 102400)																								
Shooting mode	No Flash	Using Flash																							
		Compatible Lens	Incompatible Lens																						
Fv / P / Tv / Av / M	ISO 100 ^{*1*2} –102400 ^{*2}	ISO 100 ^{*1*2} –6400 ^{*2}	ISO 100 ^{*1*2} –1600 ^{*2}																						
B	ISO 400 ^{*3}	ISO 400 ^{*3}																							
<p>Exposure Compensation</p>	<table border="1"> <tbody> <tr> <td>User-set</td> <td>±3 stops in 1/3- or 1/2-stop increments</td> </tr> <tr> <td>AEB</td> <td>±3 stops in 1/3- or 1/2-stop increments</td> </tr> </tbody> </table>	User-set	±3 stops in 1/3- or 1/2-stop increments	AEB	±3 stops in 1/3- or 1/2-stop increments																				
User-set	±3 stops in 1/3- or 1/2-stop increments																								
AEB	±3 stops in 1/3- or 1/2-stop increments																								
<p>AE Lock</p>	<p>(1) Auto AE lock</p> <ul style="list-style-type: none"> • AE is locked as soon as subjects are in focus using One-Shot AF when set to selected metering mode in [C.Fn2: AE lock meter. mode after focus]. <p>(2) User-set AE lock</p> <ul style="list-style-type: none"> • Use the AE lock button (update by pressing the button again) in Fv, P, Tv, Av, and M mode. • Enabled in all metering modes. 																								

Shutter									
Type	<p>Electronically controlled focal-plane shutter</p> <p>(1) Electronic first curtain (2) Mechanical shutter (3) Electronic shutter*</p> <p>* Cannot be used in conjunction with the following functions: flash photography, HDR shooting, multiple exposures, Multi Shot Noise Reduction, AEB, HDR PQ, anti-flicker shooting, Digital Lens Optimizer [High].</p> <p>* A shutter release sound is not generated. However, note that the sounds other than the shutter release sound (aperture, focusing lens drive sound/electronic sound, etc.) may be generated.</p> <p>* In electronic shutter shooting under conditions such as flash firing by other cameras or with fluorescent lighting or other flickering light sources, a strip of light or banding due to the brightness difference may be recorded in the image.</p>								
Shutter Speeds	<p>Mechanical / 1st-curtain Electronic shutter: 1/8000th sec – 30 seconds, in 1/3 or 1/2-step increments</p> <p>Electronic shutter: 1/32,000th sec – 30 seconds, in 1/3 or 1/2-step increments</p>								
X-sync Speed	<p>Mechanical Shutter: 1/200 sec. Elec. 1st-curtain: 1/250 sec.</p>								
Shutter Release	Soft-touch electromagnetic release								
Self Timer	10-sec. delay, 2-sec. delay, Continuous								
Image Stabilization (IS mode)									
Still Photo IS	<p>In-body IS operation can be selected when using a non-IS lens.</p> <ul style="list-style-type: none"> • Always on • Only for shot (no stabilization in viewfinder/LCD screen between shots) <p>Coordinated IS when used with Canon RF or RF-S lenses having optical Image Stabilization</p>								
External Speedlite									
Accessory Shoe	<p>Canon Multi-function accessory shoe</p> <ul style="list-style-type: none"> • Optional Canon AD-E1 adapter required for conventional shoe-mount flashes and accessories 								
E-TTL balance	Ambience priority, standard, flash priority								
Flash Exposure Compensation	±3 stops in 1/3- or 1/2-stop increments								
Continuous flash control	E-TTL each shot / E-TTL 1st shot								
HDR Shooting									
HDR Shooting (HDR PQ)	Disable / HDR PQ								
Still Photo HDR PQ	<table border="1"> <thead> <tr> <th>Recording format</th> <th>Bit depth</th> <th>Color sampling method</th> <th>HDR specification</th> </tr> </thead> <tbody> <tr> <td>HEIF</td> <td>10 bit</td> <td>YCbCr 4:2:2</td> <td>ITU-R BT.2100 (PQ)</td> </tr> </tbody> </table>	Recording format	Bit depth	Color sampling method	HDR specification	HEIF	10 bit	YCbCr 4:2:2	ITU-R BT.2100 (PQ)
Recording format	Bit depth	Color sampling method	HDR specification						
HEIF	10 bit	YCbCr 4:2:2	ITU-R BT.2100 (PQ)						
Movie HDR PQ	<table border="1"> <thead> <tr> <th>Recording format</th> <th>Bit depth</th> <th>Color sampling method</th> <th>HDR specification</th> </tr> </thead> <tbody> <tr> <td>mp4</td> <td>10 bit</td> <td>YCbCr 4:2:2</td> <td>ITU-R BT.2100 (PQ)</td> </tr> </tbody> </table>	Recording format	Bit depth	Color sampling method	HDR specification	mp4	10 bit	YCbCr 4:2:2	ITU-R BT.2100 (PQ)
Recording format	Bit depth	Color sampling method	HDR specification						
mp4	10 bit	YCbCr 4:2:2	ITU-R BT.2100 (PQ)						
Continuous HDR Shooting (still images)	1 shot only / Every shot								
Video Shooting									

Maximum shooting Times	High-frame rate disabled	100.00 fps or more	Maximum: 2 hr. 00 min. 00 sec.
		59.94 fps or less	Maximum: 6 hr. 00 min. 00 sec.
	High-frame rate enabled	239.76 / 200.00 fps	Maximum: 45 min. 00 sec.
		119.88 / 100.00 fps	Maximum: 1 hr. 30 min. 00 sec.

* Longest time available per recording.
 * Except when recording stops from overheating or due to the power source used, errors, or other reasons.

File Format	Normal Movies			
	Canon Log	OFF		ON (Canon Log 3)
	HDR PQ	OFF	ON	OFF
	Container format	MP4		
	Bit depth	8 bit	10 bit	
	Compression	H.264 / MPEG-4 AVC	H.265 / HEVC	
	Video signal recording range	Full range (0-255)	Full range (0-1023)	Full range (128-1020)
	Color sampling method	YCbCr 4:2:0	YCbCr 4:2:2	
	Standards compliance	Rec.ITU-R BT.709	Rec. ITU-R BT.2100	—
	Color gamut	Rec.709	Rec.2020	Rec.709 / Rec.2020 / Cinema Gamut
	Audio	<ul style="list-style-type: none"> • LPCM / 24 bit / 4CH • AAC / 16 bit / 2CH 		

* When the main recording format is RAW, the format is LPCM / 24 bit / 4CH.
 * When the main recording format is RAW with the [A Rec options: Main + Proxy] setting, the audio format can be selected for the proxy movie only.
 * When the audio format of the main movie is AAC / 16 bit / 2CH, the audio format of the proxy movie is also AAC / 16 bit / 2CH.
 * When [HDMI RAW output: On] is set, the HDMI output audio format is fixed to LPCM / 16bit / 2CH.

RAW, 8K-DCI Normal / 8K-UHD Normal

Recording format	compression method/RAW type	Frame Rate (fps)	Total Recording Time (approx.)			Video bit rate/(approx. Mbps)	File Size (approx. MB/min.)
			64 GB	256 GB	1 TB		
RAW ¹	Standard RAW	29.97	3 min.	13 min.	51 min.	2600	18631
		25.00					
		24.00					
		23.98					
	Light RAW	59.94	3 min.	13 min.	51 min.	2600	18631
		50.00					
		29.97	5 min.	20 min.	1 hr. 19 min.	1670	11979
		25.00	6 min.	24 min.	1 hr. 34 min.	1400	10048
		24.00	6 min.	25 min.	1 hr. 39 min.	1340	9619
		23.98					
XF-HEVC S YCC422 10-bit	High-quality Intra	24.00	4 min.	17 min.	1 hr. 9 min.	1920	13735
		23.98					
	Standard Intra	29.97	4 min.	18 min.	1 hr. 14 min.	1800	12877
		25.00	5 min.	22 min.	1 hr. 28 min.	1500	10731
		24.00	5 min.	23 min.	1 hr. 32 min.	1440	10302
		23.98					
	Light Intra	29.97	7 min.	28 min.	1 hr. 51 min.	1200	8585
		25.00	8 min.	34 min.	2 hr. 13 min.	1000	7155
		24.00	8 min.	35 min.	2 hr. 18 min.	960	6869
		23.98					
	Standard LGOP ¹	29.97	15 min.	1 hr. 3 min.	4 hr. 6 min.	540	3865
		25.00					
		24.00					
23.98							
XF-HEVC S YCC420 10-bit	Standard LGOP ²	29.97	21 min.	1 hr. 25 min.	5 hr. 33 min.	400	2863
		25.00					
		24.00					
		23.98					

Estimated Recording time, Movie Bit Rate and File Size

1 v90 SD card speed or CFexpress 2.0 speed required

2 v60 SD card speed or CFexpress 2.0 speed required

* Requires CFexpress 2.0 Type-B [400MB/sec. or more]. SD cards not compatible except where noted.

* Video bit rate indicates video only; audio and metadata are not included.

* When [Audio format: AAC / 16bit / 2CH] is set (when set to RAW, LPCM / 24bit / 4CH).

* When [Add News Metadata: Off] is set.

* Movie recording stops when the maximum recording time per movie is reached.

* When set to 4K-UHD, 24.00 fps is not available.

Estimated Recording Time, Continued.

Recording format	compression method/RAW type	Frame Rate (fps)	Total Recording Time (approx.)			Video bit rate/(approx. Mbps)	File Size (approx. MB/min.)
			64 GB	256 GB	1 TB		
S RAW	Standard RAW	59.94	4 min.	18 min.	1 hr. 11 min.	1860	13338
		50.00	5 min.	21 min.	1 hr. 25 min.	1550	11121
		29.97	9 min.	36 min.	2 hr. 22 min.	930	6686
		25.00	10 min.	43 min.	2 hr. 49 min.	780	5613
		24.00	11 min.	45 min.	2 hr. 56 min.	750	5399
		23.98	11 min.	45 min.	2 hr. 59 min.	740	5327
	Light RAW	59.94	10 min.	40 min.	2 hr. 37 min.	840	6042
		50.00	12 min.	48 min.	3 hr. 9 min.	700	5041
		29.97	20 min.	1 hr. 20 min.	5 hr. 13 min.	420	3038
		25.00	24 min.	1 hr. 36 min.	6 hr. 15 min.	350	2538
		24.00	25 min.	1 hr. 41 min.	6 hr. 38 min.	350	2395
		23.98					
XF-HEVC S YCC422 10-bit	Standard LGOP	29.97	1 hr. 3 min.	4 hr. 12 min.	16 hr. 25 min.	135	968
		25.00					
		24.00					
		23.98					
XF-HEVC S YCC420 10-bit	Standard LGOP	29.97	1 hr. 25 min.	5 hr. 40 min.	22 hr. 9 min.	100	718
		25.00					
		24.00					
		23.98					
XF-HEVC S YCC422 8-bit	Standard LGOP	29.97	1 hr. 25 min.	5 hr. 40 min.	22 hr. 9 min.	100	718
		25.00					
		24.00					
		23.98					

- 1. Requires CFexpress 2.0 Type-B [400MB/sec. or more]
- * Video bit rate indicates video only; audio and metadata are not included.
- * When [Audio format: AAC / 16bit / 2CH] is set.
- * When [Add News Metadata: Off] is set.
- * Movie recording stops when the maximum recording time per movie is reached.
- * When set to 4K-UHD, 24.00 fps is not available.

Recording format	compression method/RAW type	Frame Rate (fps)	Total Recording Time (approx.)			Video bit rate/(approx. Mbps)	File Size (approx. MB/min.)
			64 GB	256 GB	1 TB		
			4K-DCI Normal / 4K-UHD Normal				
Card Performance Requirements XF-AVC S YCC422 10-bit	High-quality Intra	29.97 ¹	14 min.	56 min.	3 hr.42 min.	600	4294
		25.00 ¹	17 min.	1 hr. 8 min.	4 hr. 26 min.	500	3579
		24.00 ²	17 min.	1 hr. 11 min.	4 hr. 37 min.	480	3436
		23.98 ²					
	Standard Intra²	29.97	18 min.	1 hr. 15 min.	4 hr. 56 min.	450	3221
		25.00	22 min.	1 hr. 30 min.	5 hr. 55 min.	375	2685
		24.00	23 min.	1 hr. 34 min.	6 hr. 10 min.	360	2577
		23.98					
	Light Intra²	29.97	28 min.	1 hr. 53 min.	7 hr. 24 min.	300	2148
		25.00	34 min.	2 hr. 16 min.	8 hr. 52 min.	250	1791
		24.00	35 min.	2 hr. 22 min.	9 hr. 14 min.	240	1719
		23.98					
	Standard LGOP³	29.97	56 min.	3 hr. 47 min.	14 hr. 47 min.	150	1075
		25.00					
		24.00					
		23.98					
	<p>1 v90 or higher SD card speed required. 2 v60 or higher SD card speed required. 3 U3 or higher SD card speed required. * Requires CFexpress 2.0 Speed * Video bit rate indicates video only; audio and metadata are not included. * When [Audio format: AAC / 16bit / 2CH] is set. * When [Add News Metadata: Off] is set. * Movie recording stops when the maximum recording time per movie is reached. * Same applies when [Movie cropping: Enable] is set. * When set to 4K-UHD, 24.00 fps is not available.</p>						
	Video AF	Dual Pixel CMOS AF; Movie Servo AF available in AF Menu					
	Exposure Compensation	±3 stops in 1/3- or 1/2-stop increments					
	Time Code	Yes (Count up, Start time setting, Movie recording count, Movie play count, HDMI time code on/off, HDMI rec. command on/off, Drop frame enable/disable)					
Movie Pre-recording (On/Off)	3 or 5 seconds; user-selectable						
Time-lapse Movie Setting	Interval 2 sec – 99:59:59; Number of frames 2–3,600; Movie recording size 4K/Full HD; Auto exposure fixed @ first frame/auto for each frame; Beep per frame recorded (volume setting 0/silent – 5)						
Time-lapse Playback Frame Rate	29.97 (set to NTSC); 25.00fps (set to PAL)						
LCD Screen							
Type	TFT color, liquid-crystal monitor						
Monitor Size	3.2-inch (screen aspect ratio of 3:2)						
Dots	Approx. 2.1 million dots						
Coverage	Approx. 100% vertically/horizontally						
Brightness Control	Manually adjustable to one of seven brightness levels						

Touch-screen Operation	Supported for AF Point selection; Touch AF; Touch Shutter; Menu selection; Quick Control Menu; Magnified view																														
Coating	Clear View LCD II <ul style="list-style-type: none"> • Anti-smudge coating applied. • Anti-reflection coating not applied. 																														
Interface Languages	29 (English, German, French, Dutch, Danish, Portuguese, Finnish, Italian, Ukraine, Norwegian, Swedish, Spanish, Greek, Russian, Polish, Czech, Hungarian, Vietnamese, Hindi, Romanian, Turkish, Arabic, Thai, Simplified/Traditional Chinese, Korean, Malay, Indonesian, Japanese)																														
Playback																															
Display Format	<table border="1"> <thead> <tr> <th>Item</th> <th>Still Photo</th> <th>Movie</th> </tr> </thead> <tbody> <tr> <td>Magnify zoom display</td> <td>1.5x–10x (15 levels)</td> <td>-</td> </tr> <tr> <td>AF point display</td> <td>Yes</td> <td>-</td> </tr> <tr> <td>Grid display</td> <td>Off / 3×3 / 6×4 / 3×3+diag</td> <td>-</td> </tr> <tr> <td>Zebra display</td> <td>-</td> <td>Yes</td> </tr> <tr> <td>False Color display</td> <td>-</td> <td>Yes</td> </tr> <tr> <td>Rating</td> <td colspan="2">OFF / 1 to 5 Stars Select images / Select range / All images in folder / All images on card / All found images</td> </tr> <tr> <td>Image Search</td> <td colspan="2">Search conditions Rating / Date / Folder / Protection / Type of file</td> </tr> <tr> <td>Protect</td> <td colspan="2">Select images / Select range / All images in folder / Unprotect all images in folder / All images on card / Unprotect all images on card / All found images</td> </tr> <tr> <td>Shooting information display</td> <td colspan="2">No information display / Basic information display / Detailed shooting information display</td> </tr> </tbody> </table>	Item	Still Photo	Movie	Magnify zoom display	1.5x–10x (15 levels)	-	AF point display	Yes	-	Grid display	Off / 3×3 / 6×4 / 3×3+diag	-	Zebra display	-	Yes	False Color display	-	Yes	Rating	OFF / 1 to 5 Stars Select images / Select range / All images in folder / All images on card / All found images		Image Search	Search conditions Rating / Date / Folder / Protection / Type of file		Protect	Select images / Select range / All images in folder / Unprotect all images in folder / All images on card / Unprotect all images on card / All found images		Shooting information display	No information display / Basic information display / Detailed shooting information display	
	Item	Still Photo	Movie																												
	Magnify zoom display	1.5x–10x (15 levels)	-																												
	AF point display	Yes	-																												
	Grid display	Off / 3×3 / 6×4 / 3×3+diag	-																												
	Zebra display	-	Yes																												
	False Color display	-	Yes																												
	Rating	OFF / 1 to 5 Stars Select images / Select range / All images in folder / All images on card / All found images																													
	Image Search	Search conditions Rating / Date / Folder / Protection / Type of file																													
	Protect	Select images / Select range / All images in folder / Unprotect all images in folder / All images on card / Unprotect all images on card / All found images																													
Shooting information display	No information display / Basic information display / Detailed shooting information display																														
Highlight Alert	White areas without image data blink in single-image display.																														
Histogram	Brightness / RGB																														
Quick Control Function																															
Function	The Quick Control screen can be accessed by pressing the Quick Control button during shooting, recording, or playback.																														
Quick Control Screen	The following settings are available for the [Quick Control screen] during movie recording. <ul style="list-style-type: none"> • View 1: Conventional Quick Control screen • View 2: Cinema EOS-style Quick Control screen 																														
Image Protection and Erase																															
Protection	<ol style="list-style-type: none"> (1) Single image (select image) (2) Select range (3) All images in a folder (4) All images on card <ul style="list-style-type: none"> • Image browsing and image search can be based on ratings. • Ratings-based image selections also possible with DPP. (5) All found images (only during image search) 																														

Erase	<p>Except protected images</p> <p>(1) Select images to erase</p> <p>(2) Select range</p> <p>(3) All images in folder</p> <p>(4) All images on card</p> <p>(5) All found images (only during image search)</p>																																																	
Direct Printing																																																		
Compatible Printers	Direct printing from camera not supported																																																	
DPOF: Digital Print Order Format																																																		
DPOF	Compliant to DPOF Version 1.1																																																	
Wi-Fi®																																																		
Standards Compliance	IEEE 802.11b/g/n/a/ac/ax																																																	
Transmission Method	<p>DS-SS modulation (IEEE 802.11b)</p> <p>OFDM modulation (IEEE 802.11g/n/a/ac/ax)</p>																																																	
Transition Frequency (Central Frequency)	<p>2.4 GHz band</p> <p>Frequency: 2412 to 2462 MHz</p> <p>Channels: 1 to 11 channels</p> <p>5.0 GHz band</p> <p>Frequency: 5180 to 5825 MHz</p> <p>Channels: 36 to 165 channels</p> <p>6.0 GHz band</p> <p>Frequency: 5955 to 7095 MHz</p> <p>Channels: 1 to 229 channels</p>																																																	
Connection Method	<p>(1) Camera access point mode</p> <p>(2) Infrastructure mode</p>																																																	
Security	<p>2.4 GHz band / 5 GHz band</p> <table border="1"> <thead> <tr> <th rowspan="2">Connection Method</th> <th rowspan="2">Authentication</th> <th colspan="2">Encryption</th> </tr> <tr> <th>Encryption</th> <th>Key Format and Length</th> </tr> </thead> <tbody> <tr> <td rowspan="2">Camera Access Point</td> <td>WPA2 / WPA3-Personal</td> <td>AES</td> <td>• ASCII 8 characters</td> </tr> <tr> <td>Open</td> <td colspan="2">Disable</td> </tr> <tr> <td rowspan="4">Infrastructure</td> <td>Open</td> <td colspan="2">Disable</td> </tr> <tr> <td>Enhanced open</td> <td>AES</td> <td>• ASCII 8 characters</td> </tr> <tr> <td>WPA / WPA2 / WPA3-Personal</td> <td>AES</td> <td>1–127 characters</td> </tr> <tr> <td>WPA / WPA2 / WPA3-Enterprise</td> <td>AES</td> <td>—</td> </tr> <tr> <td></td> <td>WPA3-Enterprise 192 bit</td> <td>AES</td> <td>—</td> </tr> </tbody> </table> <p>6 GHz band</p> <table border="1"> <thead> <tr> <th rowspan="2">Connection Method</th> <th rowspan="2">Authentication</th> <th colspan="2">Encryption</th> </tr> <tr> <th>Encryption</th> <th>Key Format and Length</th> </tr> </thead> <tbody> <tr> <td rowspan="4">Infrastructure</td> <td>Enhanced open</td> <td>AES</td> <td>—</td> </tr> <tr> <td>WPA3-Personal</td> <td>AES</td> <td>1–127 characters</td> </tr> <tr> <td>WPA3-Enterprise</td> <td>AES</td> <td>—</td> </tr> <tr> <td>WPA3-Enterprise 192 bit</td> <td>AES</td> <td>—</td> </tr> </tbody> </table>	Connection Method	Authentication	Encryption		Encryption	Key Format and Length	Camera Access Point	WPA2 / WPA3-Personal	AES	• ASCII 8 characters	Open	Disable		Infrastructure	Open	Disable		Enhanced open	AES	• ASCII 8 characters	WPA / WPA2 / WPA3-Personal	AES	1–127 characters	WPA / WPA2 / WPA3-Enterprise	AES	—		WPA3-Enterprise 192 bit	AES	—	Connection Method	Authentication	Encryption		Encryption	Key Format and Length	Infrastructure	Enhanced open	AES	—	WPA3-Personal	AES	1–127 characters	WPA3-Enterprise	AES	—	WPA3-Enterprise 192 bit	AES	—
Connection Method	Authentication			Encryption																																														
		Encryption	Key Format and Length																																															
Camera Access Point	WPA2 / WPA3-Personal	AES	• ASCII 8 characters																																															
	Open	Disable																																																
Infrastructure	Open	Disable																																																
	Enhanced open	AES	• ASCII 8 characters																																															
	WPA / WPA2 / WPA3-Personal	AES	1–127 characters																																															
	WPA / WPA2 / WPA3-Enterprise	AES	—																																															
	WPA3-Enterprise 192 bit	AES	—																																															
Connection Method	Authentication	Encryption																																																
		Encryption	Key Format and Length																																															
Infrastructure	Enhanced open	AES	—																																															
	WPA3-Personal	AES	1–127 characters																																															
	WPA3-Enterprise	AES	—																																															
	WPA3-Enterprise 192 bit	AES	—																																															

Communication with a Smartphone	<ul style="list-style-type: none"> • Images can be viewed, controlled, and received using a smartphone. • Remote control of the camera using a smartphone is possible depending on the Camera Connect specifications. • Images can be sent to a smartphone. • NFC connection: Not supported • Supported images: JPEG, HEIF, RAW/C-RAW, MP4 video files • Transcoding while sending: Size to send (original / reduced size); Quality to send (original / compressed) 												
Remote Operation Using EOS Utility	The camera can be controlled via Wi-Fi® or USB, with Canon EOS Utility software installed in a compatible Mac or Windows computer.												
Print from Wi-Fi® Printers	Not supported.												
Send Images to a Web Service	image.canon: Video files (MP4) and JPEG, HEIF, RAW or C-RAW still images can be uploaded to image.canon servers. From image.canon, images can be sent to specific social media and 3rd-party cloud image services.												
Bluetooth®													
Standards Compliance	Bluetooth Specification Version 5.0 compliant (Bluetooth Low Energy technology)												
Transmission Method	GFSK modulation												
Bluetooth Pairing	Smartphone — up to 25 devices; BR-E1 remote controller — 1 unit												
Customization													
Available Functions	Dial direction during Tv/Av; Control ring rotation direction; Customize buttons; Customize dials												
Video Calls / Streaming													
USB Video Class (UVC)	Available * The camera is accessible to software (such as Zoom™, MS Teams™, Skype™, etc.) on a computer once connected via USB.												
Custom Controls	<p>Customizable Buttons</p> <table border="1"> <tr><td>Shutter button</td></tr> <tr><td>Movie button</td></tr> <tr><td>AF-ON button</td></tr> <tr><td>AE lock button</td></tr> <tr><td>AF point button</td></tr> <tr><td>Depth of field preview button</td></tr> <tr><td>Lens AF stop button</td></tr> <tr><td>Multi-function button</td></tr> <tr><td>Set button</td></tr> <tr><td>Multi-controller</td></tr> <tr><td>Lens function button</td></tr> <tr><td>Speedlite menu direct button</td></tr> </table>	Shutter button	Movie button	AF-ON button	AE lock button	AF point button	Depth of field preview button	Lens AF stop button	Multi-function button	Set button	Multi-controller	Lens function button	Speedlite menu direct button
Shutter button													
Movie button													
AF-ON button													
AE lock button													
AF point button													
Depth of field preview button													
Lens AF stop button													
Multi-function button													
Set button													
Multi-controller													
Lens function button													
Speedlite menu direct button													
Customizable Dials	<table border="1"> <tr><td>Main dial</td></tr> <tr><td>Quick control dial 1 & 2</td></tr> <tr><td>Lens Control ring</td></tr> </table>	Main dial	Quick control dial 1 & 2	Lens Control ring									
Main dial													
Quick control dial 1 & 2													
Lens Control ring													

My Menu Registration	<ul style="list-style-type: none"> • Up to six top-tier menu items and Custom Functions can be registered. • Up to five My Menu tabs can be added. 			
	<table border="1"> <tr> <td>My Menu tab overall operations</td> <td> <ul style="list-style-type: none"> • Adding a tab • Deleting tabs in a batch • Deleting all tab items • Setting the menu display </td> </tr> <tr> <td>My Menu tab detailed operations</td> <td> <ul style="list-style-type: none"> • Selecting a registered item • Sorting registered items • Deleting selected registered items • Deleting registered items in a batch • Deleting tabs • Changing a tab name (16 ASCII characters) </td> </tr> </table>	My Menu tab overall operations	<ul style="list-style-type: none"> • Adding a tab • Deleting tabs in a batch • Deleting all tab items • Setting the menu display 	My Menu tab detailed operations
My Menu tab overall operations	<ul style="list-style-type: none"> • Adding a tab • Deleting tabs in a batch • Deleting all tab items • Setting the menu display 			
My Menu tab detailed operations	<ul style="list-style-type: none"> • Selecting a registered item • Sorting registered items • Deleting selected registered items • Deleting registered items in a batch • Deleting tabs • Changing a tab name (16 ASCII characters) 			
Interface				
USB Terminal	<p>Equivalent to SuperSpeed Plus USB (USB 3.2 Gen 2)</p> <ul style="list-style-type: none"> • For PC communication • Terminal type: USB Type-C • Shared with terminal for in-camera charging with USB Power Adapter PD-E2. 			
HDMI Out Terminal	<p>HDMI OUT terminal (Type A)</p> <ul style="list-style-type: none"> • Resolution switches automatically • HDMI CEC not supported 			
Clean HDMI Output	Provided			
Microphone terminal	3.5mm diameter stereo mini jack			
Headphone terminal	Compatible with 3.5mm diameter stereo mini-plug			
Power Source				
Battery	<p>Canon LP-E6P battery pack (LP-E6NH/LP-E6N can also be used but functionality is limited)</p> <ul style="list-style-type: none"> • LP-E6 cannot be used • With the AC Adapter AC-E6N + DC Coupler DR-E6, AC power is possible (AC Adapter Kit ACK-E6 can also be used). • With the USB Power Adapter PD-E1, in-camera charging of LP-E6NH is possible. The USB Power Adapter PD-E1 is not compatible with powering the camera. 			
Optional Battery Grip	<p>Compatible with Canon Battery Grip BG-R10 (Accepts one or two LP-E6NH, LP-E6N, or LP-E6 battery packs)</p>			
Battery Check	<p>Automatic battery check with 6-level display when the power switch is turned ON. Displayed in 6 levels in viewfinder, and on LCD screen. Battery info display in Set-up Menu:</p> <ul style="list-style-type: none"> • Remaining capacity percentage • Shutter count, on current battery charge • Recharge performance (battery's ability to hold charge; displayed in 3 levels) 			
Start-up Time	<p>Approx. 0.4 sec.</p> <ul style="list-style-type: none"> • Based on CIPA testing standards. 			
Dimensions and Weight				
Dimensions (W x H x D)	<p>Approx. 5.45 x 3.87 x 3.48 in. / 138.4 x 98.4 x 88.4mm</p> <ul style="list-style-type: none"> • Based on CIPA standards. 			
Weight	<p>Approx. 1.5 lbs. / 670g (including battery, SD memory card; without body cap) Approx. 1.3 lbs. / 588g (body only; without battery, card or body cap)</p>			
Operating Environment				
Working Temperature Range	32–104°F / 0–40°C			
Working Humidity Range	85% or less			