

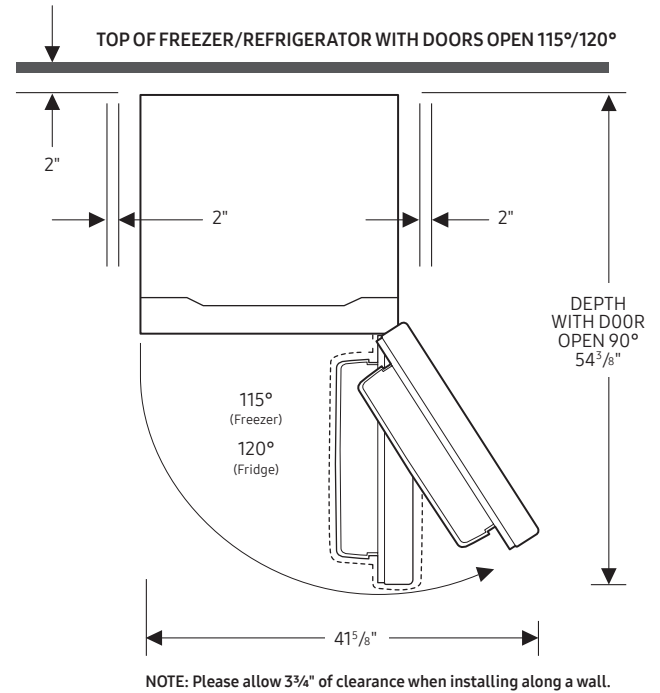
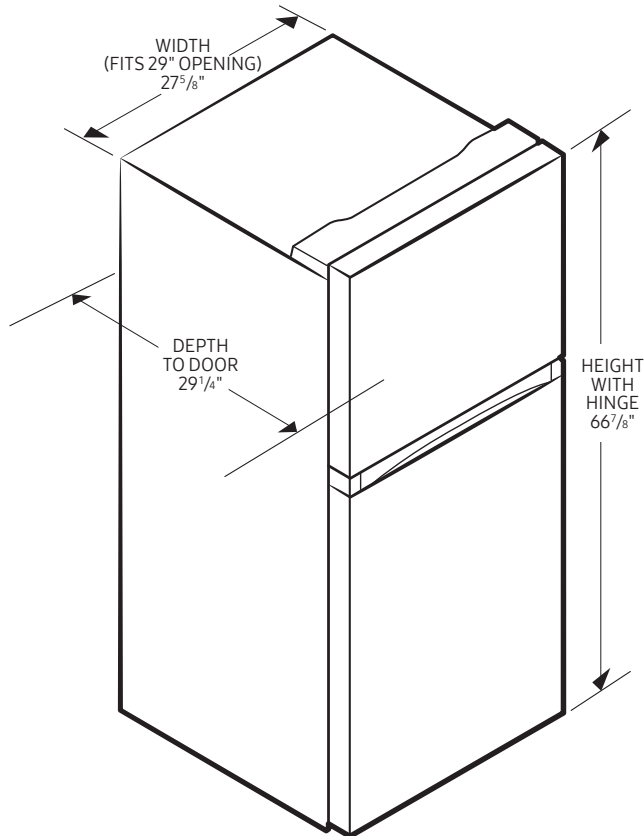
# 15.6 cu. ft. Top Freezer Refrigerator

# SAMSUNG

## MODEL RT16A6195SR DIMENSIONS

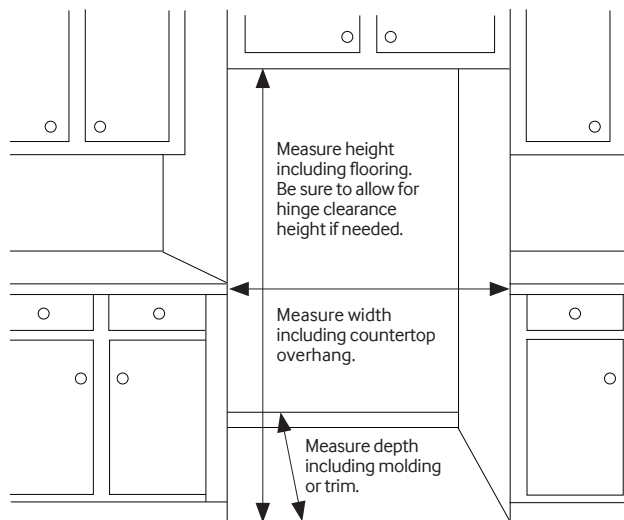
### Be sure your new fridge will fit

Don't wait until delivery to be sure your new refrigerator will fit – both in your kitchen and through all doorways. This guide includes all pertinent measurements and clearances so you can buy with confidence.



### Standard-Depth Refrigerator

Standard-depth refrigerators typically measure 30 to 35 inches in depth, as opposed to counter-depth refrigerators that sit flush with cabinetry.



### Installation clearances

- ✓ Allow a 2" minimum clearance when installing along a wall. This will allow for the door to open a full 90 degrees.
- ✓ Allow a 2" minimum clearance at rear for proper air circulation and water/electrical connections.
- ✓ Allow a 2" minimum clearance at sides and top for ease of installation.

**For optimal usage and ability to open refrigerator doors completely, do not install next to a wall.**

*Please note: The above dimension and cutout information is for planning purposes only. For complete installation details, consult manual packed with product or download manual online at [samsung.com](http://samsung.com).*

### Walk the delivery route

- ✓ Identify the narrowest opening that the appliance will travel, from outside the home to the location where it will be installed.
- ✓ Appliance depth or width must be smaller than the width of the narrowest opening.