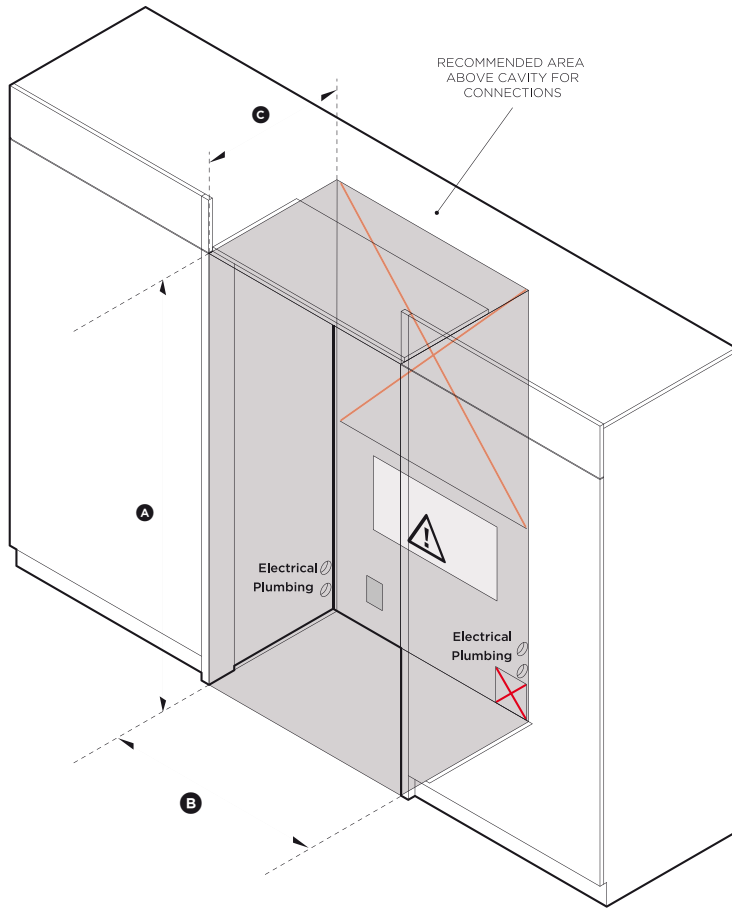


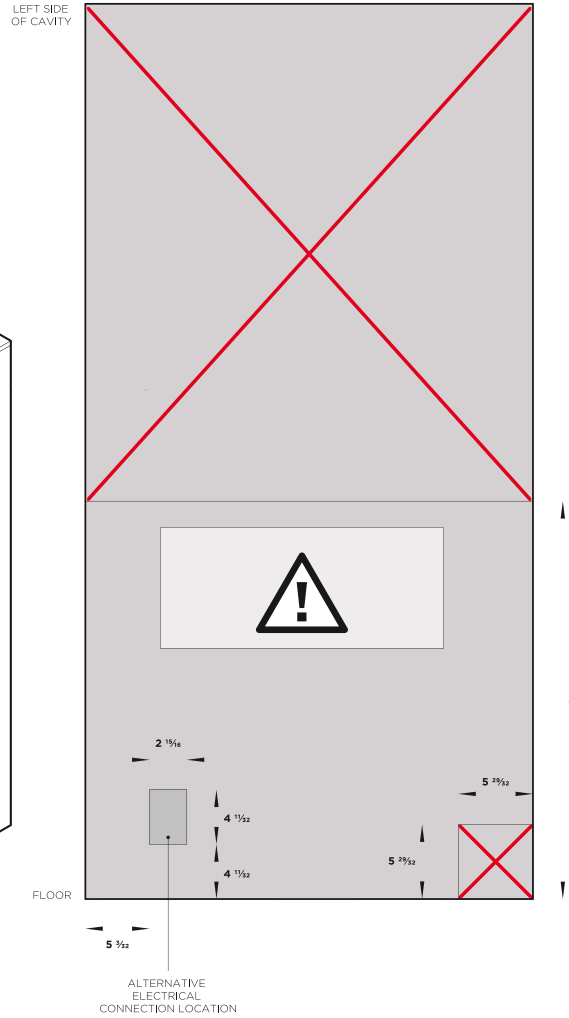
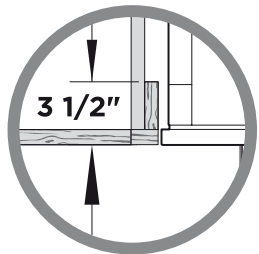
CAVITY PREPARATION

36" ACTIVSMART™ BUILT-IN REFRIGERATOR



ISO VIEW OF CAVITY

Framed: Finished return, sides and top



REAR OF CAVITY

Model no:

RS36A72J1

Cavity Dimensions		in
Ⓐ Overall height of cavity		72"
Ⓑ Overall width of cavity	when adjoining cabinetry cannot share 5/32" door gap	36"
Ⓒ Overall depth of cavity		25"

Specifications

Electrical

Supply	115 VAC, 60 Hz
Service	10 amp circuit

Plumbing

Supply	1/4" (6mm) PEX hose or copper tubing (to suit local regulations)*
Pressure	min 22 psi (150 kPa) max 120 psi (827 kPa) @ 68°F (20°C)

NOTE: Recommended that the electrical & water connection be located above the fridge cavity. Optional to locate in an adjacent cabinet to either side of the fridge.

✗ Do not locate water or electricity in this area, keep clear of connections.

⚠ CAUTION: Central area can only fit electrical plug if it is placed within a recessed cavity.

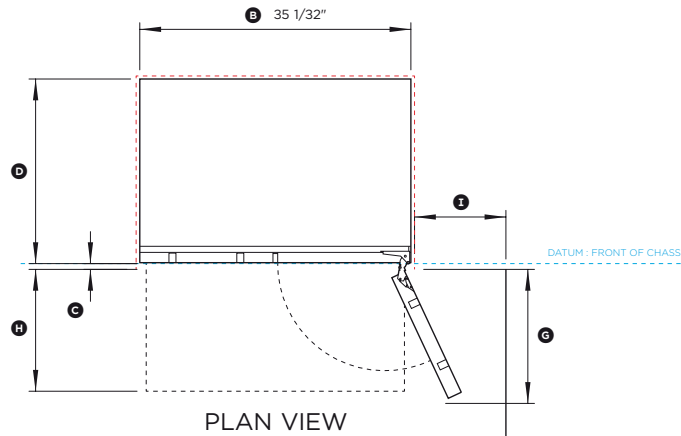
* Customer to supply.

IMPORTANT NOTE: The product dimensions and specifications apply at the date of issue. Under our policy of continuous product improvement, these dimensions and specifications may change at any time. Dimensions may vary by $\pm 3/32"$. Please read the installation manual for detailed information on installing the product or visit fisherpaykel.com.

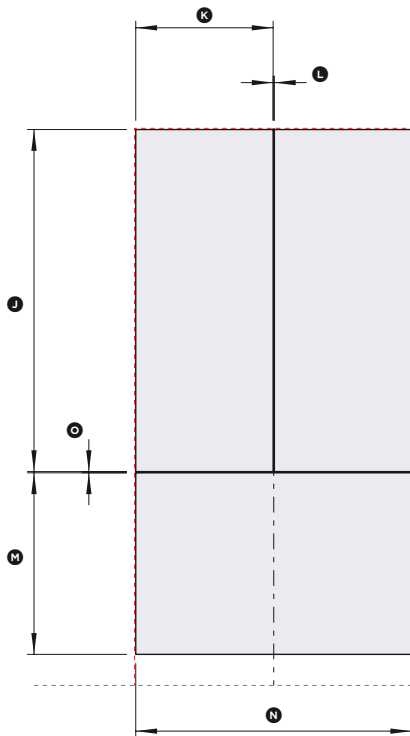
Fisher & Paykel

DATA SHEET

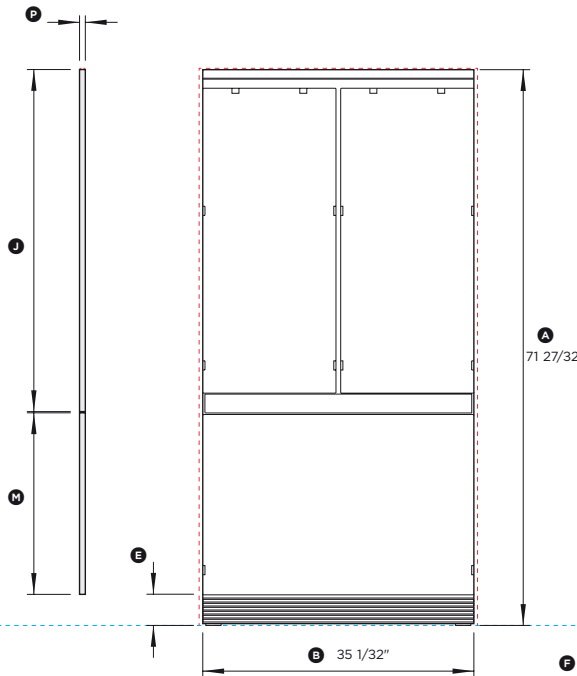
36" ACTIVESMART™ BUILT-IN REFRIGERATOR



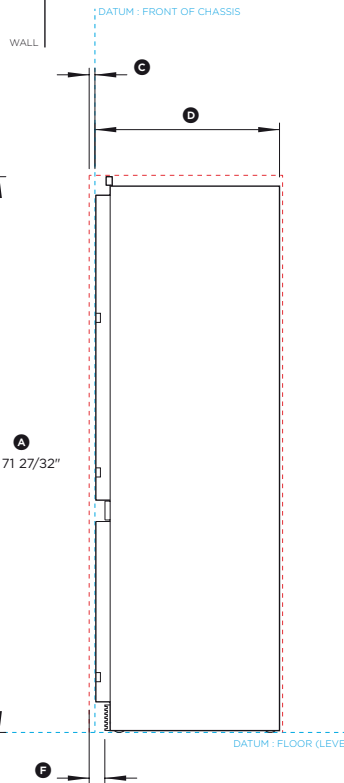
PLAN VIEW



CUSTOM PANELS



FRONT VIEW



PROFILE VIEW

Model no:

RS36A72J1

Product Dimensions	in
Ⓐ Overall height of fridge	71 27/32"
Ⓑ Overall width of fridge	35 1/32"
Ⓒ Depth of fridge front panels (excl. handles)*	3/4"
Ⓓ Overall depth of fridge (excl. front door panels)	23 3/4"
Ⓔ Height from bottom datum to top of toekick	4"
Ⓕ Depth of toekick measured from front of door panels*	2"
Ⓖ Depth of door (widest opening) measured from front of cabinetry	17 5/16"
Ⓗ Depth of drawer (open) measured from front of cabinetry*	15 3/4"
Ⓘ Minimum door clearance** to adjacent wall (115° - full internal access)*	11 13/16"

* Door panels to be manufactured and fitted by cabinetmaker, thickness min 5/8" - max 3/4".

** Measured from front cabinetry edge.

Custom Panel Dimensions	in
Ⓙ Height of top door panel	44 7/32"
Ⓚ Width of top door panel	17 3/4"
Ⓛ Gap between top door panels	5/32"
Ⓜ Height of bottom drawer panel	23 15/32"
Ⓝ Width of bottom drawer panel	35 21/32"
Ⓟ Gap between top door panels and bottom drawer panel	5/32"
Ⓠ Depth of custom panels	min 5/8" max 3/4"
Maximum weight of an individual top door panel	22 pounds
Maximum weight of bottom drawer panel	21 pounds

Minimum Clearances	in
Minimum cabinetry gap clearance from edge of custom panels	5/32"
Overall height of cavity	72"
Overall width of cavity	
when adjoining cabinetry cannot share 4mm door gap	36"
Overall depth of cavity	25"

INDICATES PRODUCT DATUM - - - - -
INDICATES MINIMUM CABINETRY CLEARANCES - - - - -

IMPORTANT NOTE: The product dimensions and specifications apply at the date of issue. Under our policy of continuous product improvement, these dimensions and specifications may change at any time. Dimensions may vary by ±3/32". Please read the installation manual for detailed information on installing the product or visit fisherpaykel.com.