

SAMSUNG

Product Guide

6000 Series Laundry

WF45T6000AW – Washer

DVE45T6000W – Electric Dryer

DVG45T6000W – Gas Dryer



Table of Contents

WF45T6000AW – Front Load Washer

Product Overview

Product Overview 4

Carousel Image Order 5

Product Messaging

Features and Benefits 7

Product Specs

Related Products 13

Spec Sheet 14

Energy Guide and User Manual 15

Feature Icons 17

DVE45T6000W - Front Load Electric Dryer

DVG45T6000W - Front Load Gas Dryer

Product Overview

Product Overview 19

Carousel Image Order 20

Product Messaging

Features and Benefits 22

Product Specs

Related Products 27

Spec Sheet 28

User Manual 29

Feature Icons 31

Product Overview

**WF45T6000AW – 4.5 cu. ft. Front Load Washer
with Vibration Reduction Technology+**

Product Overview

Product Title

4.5 cu. ft. Front Load Washer with Vibration Reduction Technology+

Product Short Description (127 Characters)

Samsung's Front Load washer offers Vibration Reduction Technology+ and Self Clean+ to eliminate 99% of bacteria from the drum.¹

Product Long Description (299 Characters)


Samsung's ENERGY STAR® Certified Front Load washer has 4.5 cu. ft. capacity to fit more in every load and cut down on laundry time. It is equipped with Vibration Reduction Technology+ to reduce noise for quiet washing and features Self Clean+ to eliminate 99% of bacteria that can form in the drum.¹

¹Based on testing by Intertek of the Self Clean+ cycle on the WF6000R.

Easy Ads Link

<https://dam.gettyimages.com/p/z0c3461/digital-appliances?o=AND&q=WF45T6000AW>

Available Color



White

Model Number: WF45T6000AW

UPC: 887276394794






Carousel Image Order






Product Messaging

**WF45T6000AW – 4.5 cu. ft. Front Load Washer
with Vibration Reduction Technology+**



Features and Benefits – WF45T6000AW

Headline	Feature Name	Long Body Copy	Short Body Copy	Associated Image
<p>Fit more for fewer loads</p>	<p>Large 4.5 cu. ft. Capacity</p>	<p>Fewer loads, less time in the laundry room, and more time doing the things you love.</p>	<p>Fewer loads, less time in the laundry room.</p>	
<p>Quiet washing anytime, any place</p>	<p>Vibration Reduction Technology+</p>	<p>Do your laundry without disturbing anyone at any time and in any place. Innovative Vibration Reduction Technology+ reduces noise and vibration for quiet washing.</p>	<p>Reduces noise and vibration.</p>	
<p>Keep your washer fresh and clean</p>	<p>Self Clean+</p>	<p>Keep your washer fresh and clean with Self Clean+ technology, which eliminates 99% of bacteria* that can form in any washer drum. Self Clean+ will notify you every 40 wash cycles when it is time for a cleaning.</p> <p><small>*Based on testing by Intertek of the Self Clean+ cycle on the WF6000R.</small></p>	<p>Eliminates 99% of bacteria* in the drum.</p> <p><small>*Based on testing by Intertek of the Self Clean+ cycle on the WF6000R.</small></p>	


Features and Benefits – WF45T6000AW (Continued)

Headline	Feature Name	Long Body Copy	Short Body Copy	Associated Image
<p>ENERGY STAR® Certified*</p>	<p>ENERGY STAR® Certified*</p>	<p>ENERGY STAR® Certified,* so you can save money by using less energy without sacrificing performance or functionality.</p> <p>*Visit www.energystar.gov for more information on ENERGY STAR® guidelines.</p>	<p>Eco-friendly and energy-efficient.</p> <p>*Visit www.energystar.gov for more information on ENERGY STAR® guidelines.</p>	
<p>Easy to troubleshoot</p>	<p>Smart Care</p>	<p>Easy troubleshooting from the convenience of your smartphone.* Smart Care interacts with your washer and dryer to perform an immediate diagnosis and offer quick solutions.</p> <p>*Requires Samsung Smart Washer/Dryer App. The Samsung Smart Washer/Dryer App supports Android OS 2.3.6 or later and iOS 3 or later for iPhone models. Samsung Smart Washer/Dryer App available in App Store and Play Store.</p>	<p>Easy troubleshooting from the convenience of your smartphone.*</p> <p>*Requires Samsung Smart Washer/Dryer App. The Samsung Smart Washer/Dryer App supports Android OS 2.3.6 or later and iOS 3 or later for iPhone models. Samsung Smart Washer/Dryer App available in App Store and Play Store.</p>	
<p>Purchase with confidence</p>	<p>20-Year Motor Warranty</p>	<p>Purchase with confidence any Samsung Washer model with a Digital Inverter Motor and receive a 20 year warranty on the motor.*</p> <p>*20-year warranty limited to the Digital Inverter Motor of washers purchased on 7/1/2022 or later. Purchase receipt indicating purchase date required for a claim. Additional restrictions and limitations apply, see warranty for details.</p>	<p>Purchase with confidence any Samsung Washer model with a Digital Inverter Motor and receive a 20 year warranty on the motor.*</p> <p>*20-year warranty limited to the Digital Inverter Motor of washers purchased on 7/1/2022 or later. Purchase receipt indicating purchase date required for a claim. Additional restrictions and limitations apply, see warranty for details.</p>	


Features and Benefits – WF45T6000AW (Continued)

Headline	Feature Name	Long Body Copy	Short Body Copy	Associated Image
<p>Swirl+ Drum Interior</p>	<p>N/A</p>	<p>Improved drum pattern extracts more water more quickly during the rinsing cycle and prevents fabrics from snagging during washing.</p>	<p>Improved drum pattern extracts more water more quickly.</p>	
<p>Space-saving design</p>	<p>Closet-Depth Fit*</p>	<p>Give your home a sleek, modern look with a seamless design. This washer has a shallow depth,* so it fits within your existing laundry space without sacrificing any capacity, thanks to our new, wider drum. Also, a new control panel design provides better visibility, so it is easy to use when stacked.</p> <p><small>*Designed to fit a 40" installation depth.</small></p>	<p>Space-saving design for flexible installation in any space.*</p> <p><small>*Designed to fit a 40" installation depth.</small></p>	
<p>UL Certified</p>	<p>N/A</p>	<p>N/A</p>	<p>Wash and spin action tested independently to 3000 cycles.</p>	<p>N/A</p>

Features and Benefits – WF45T6000AW (Continued)

Headline	Feature Name	Long Body Copy	Short Body Copy	Associated Image
<p>Easier use, for everyone</p>	<p>Accessibility (ADA Compliant,* AUI, Braille) <small>*ADA Compliant when using 27" wide riser. (Riser model codes: WE272NV, WE272NW, WE272NC)</small></p>	<p>With a Samsung Riser,* your washer or dryer is compliant with the Americans with Disabilities Act (ADA), making loading and unloading easier. Also aiding the visually and hearing impaired, audio assistance plays a different sound for each option, and Braille is next to key control panel buttons.</p> <p><small>*ADA Compliant when using 27" wide riser. (Riser model codes: WE272NV, WE272NW, WE272NC)</small></p>	<p>Designed for easy use for everyone.</p>	
<p>10 Preset Washing Cycles</p>	<p>N/A</p>	<p>More cycles to cover almost every washing need for your active family.</p>	<p>More cycles to best suit your washing needs.</p>	<p>N/A</p>
<p>6 Additional Washing Options</p>	<p>N/A</p>	<p>Six convenient washing options provide optimal care for all fabric types to keep clothes looking their best.</p>	<p>Further options to provide optimal care for all fabric types.</p>	<p>N/A</p>

Features and Benefits – WF45T6000AW (Continued)

Headline	Feature Name	Long Body Copy	Short Body Copy	Associated Image
5 Temperature Levels	N/A	Choose from Hot, Warmer, Warm, Cool, or Cold temperature settings to wash your clothes gently and thoroughly.	Ideal temperatures to wash your clothes gently and thoroughly.	N/A
Perfect pair	Matching Accessories	N/A	Matching Dryers: DVE45T6000W DVG45T6000W DVE45T6020W DVG45T6020W Matching Pedestal: WE402NW Matching Riser: WE272NW	

Product Specs

**WF45T6000AW – 4.5 cu. ft. Front Load Washer
with Vibration Reduction Technology+**

Related Products

Pedestal	Stacking Kit	Dryer Series	Riser
WE402NW	SKK-8K	DVE45T6000W DVG45T6000W DVE45T6020W DVG45T6020W	WE272NW

Spec Sheet

WF45T6000AW

Samsung 4.5 cu. ft. Front Load Washer with Vibration Reduction Technology+



SAMSUNG

Signature Features

4.5 cu. ft. Capacity

- Fewer loads, less time in the laundry room and more time doing the things you love.

Vibration Reduction Technology+

- Reduces noise and vibration for extra quiet washing.

Self Clean+

- Eliminates 99% of bacteria¹ in the drum.



Vibration Reduction Technology+



Self Clean+

Available Color

White

Features

- 4.5 cu. ft. Capacity
- Vibration Reduction Technology+
- Self Clean+
- Smart Care²
- Swirl+ Drum Interior
- Closet-Depth Fit³
- Stackable
- UL Certified
- 1200 RPM Maximum Spin Speed
- Direct Drive Motor

Rating

ENERGY STAR®-rated
CEE Tier 2
IMEF = 2.95
IWF = 2.9
90 kWh/yr

ADA Compliant⁴

Convenience

- Child Lock
- Delay End
- Dispenser Trays: Main Wash, Softener, Bleach

10 Preset Washing Cycles

- Normal, Heavy Duty, Bedding, Quick Wash, Permanent Press, Delicates, Whites, Activewear, Rinse and Spin, Self Clean+

6 Additional Washing Options:

- Presoak, Delay End, Smart Care, Sound, Child Lock, Spin Only

5 Temperature Levels:

- Hot, Warmer, Warm, Cool, Cold

5 Spin Speeds:

- High, Medium High, Medium, Low, No Spin

5 Soil Levels:

- Heavy, Medium Heavy, Normal, Medium Low, Light

Dispenser Trays:

- Main Wash, Softener, Bleach

Warranty

- One (1) Year Parts and Labor
- Three (3) Years Stainless Steel Tub (Part Only)
- Twenty (20) Years; Washing DIT (Digital Inverter Motor) Motor Part (Part Only)

Product Dimensions & Weight (WxHxD)

Dimensions: 27" x 38 3/8" x 31 1/8"

Weight: 200 lbs

Shipping Dimensions & Weight (WxHxD)

Dimensions: 29 1/8" x 42 1/8" x 34 1/8"

Weight: 205 lbs

Color	Model #	UPC Code
White	WF45T6000AW	887276394794
Matching Dryer (Electric/Gas)		
White	DVE45T6000W	887276412634
White	DVG45T6000W	887276412641
Matching Long Vent Dryer (Electric/Gas)		
White	DVE45T6020W	887276438153
White	DVG45T6020W	887276438160
Pedestal		
White	WE402NW	887276310152
Riser		
White	WE272NW	887276197647
Accessories		
Stacking Kit	SKK-8K	887276344034

¹Based on testing by Intertek of the Self Clean+ cycle on the WF6000R.

²Requires Samsung Smart Washer/Dryer App. The Samsung Smart Washer/Dryer App supports Android OS 2.3.6 or later and iOS 3 or later for iPhone models. Samsung Smart Washer/Dryer App available in App Store and Play Store.

³Designed to fit a 40" installation depth.

⁴ADA Compliant when using 27" wide riser. (Riser model codes: WE272NW, WE272NW, WE272NC).

WF45T6000AW

Samsung 4.5 cu. ft. Front Load Washer with Vibration Reduction Technology+

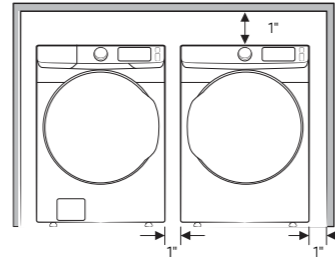
SAMSUNG

Installation Specifications

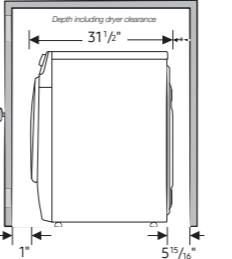
If the washer and dryer are installed together or the dryer alone, the closet front must have two unobstructed air openings for a combined minimum total area of 72-in² (see stacked build below). Your washer alone does not require a specific air opening.
**Required spacing (External exhaust elbow may require additional space.)*

1. Alcove or closet installation
Minimum Clearance for Closet and Alcove Installations:

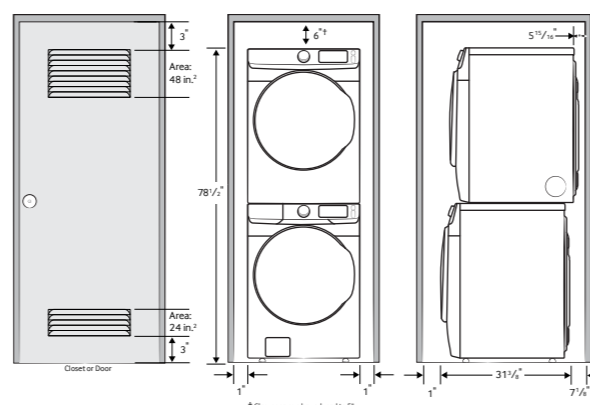
Recessed Area



Side View Confined

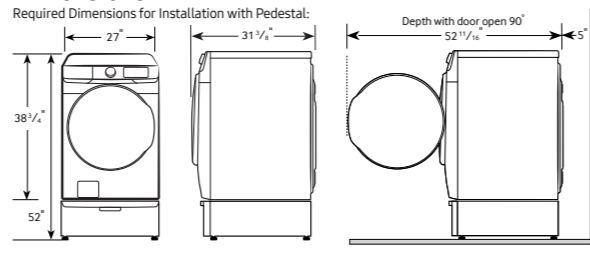


2. With stacked washer and dryer



Dimensions

Required Dimensions for Installation with Pedestal:



Actual color may vary. Design, specifications, and color availability are subject to change without notice. Non-metric weights and measurements are approximate.

©2023 Samsung Electronics America, Inc., 85 Challenger Road, Ridgefield Park, NJ 07660. Tel: 800-SAMSUNG. samsung.com. Samsung is a registered trademark of Samsung Electronics Co., Ltd.

Washer Spec Sheet - front

Washer Spec Sheet - back

Energy Guide and User Manual

U.S. Government Federal law prohibits removal of this label before consumer purchase.

ENERGYGUIDE

Clothes Washer Capacity Class: Standard Samsung Model WF45T60**A* Capacity (tub volume): 4.5 cubic feet

Compare ONLY to other labels with yellow numbers.
Labels with yellow numbers are based on the same test procedures.

Estimated Yearly Energy Cost
(when used with an electric water heater)

\$11


\$8 Cost Range of Similar Models \$51

90 kWh
Estimated Yearly Electricity Use

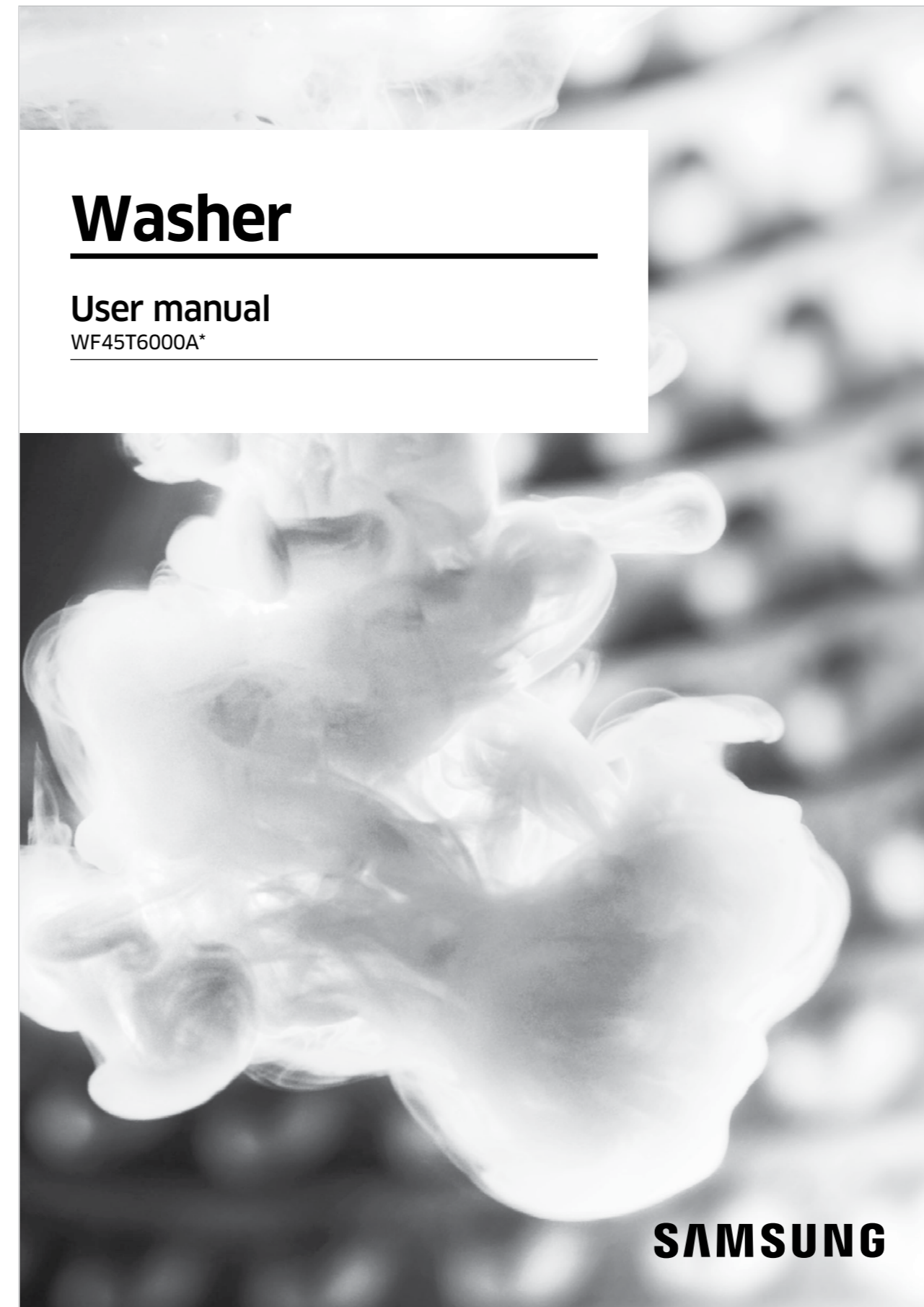
\$8
Estimated Yearly Energy Cost
(when used with a natural gas water heater)

- Your cost will depend on your utility rates and use.
- Cost range based only on standard capacity models.
- Estimated energy cost based on six wash loads a week and a national average electricity cost of 12 cents per kWh and natural gas cost of \$1.09 per therm.

ftc.gov/energy



Energy Guide



Washer

User manual
WF45T6000A*

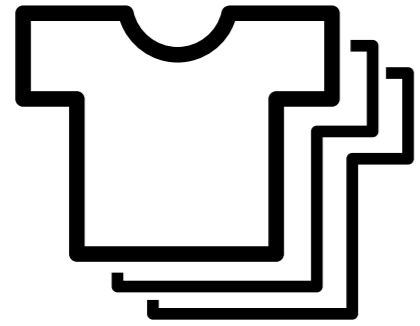
SAMSUNG

User Manual

Feature Icons

**WF45T6000AW – 4.5 cu. ft. Front Load Washer
with Vibration Reduction Technology+**


Feature Icons



Large 4.5 cu. ft.
Capacity




Vibration Reduction
Technology+



Self Clean+



ENERGY STAR®
Certified



Smart Care



20-Year Motor Warranty*

*20-year warranty limited to the Digital Inverter Motor of washers purchased on 7/1/2022 or later. Purchase receipt indicating purchase date required for a claim. Additional restrictions and limitations apply, see warranty for details.

Product Overview

**DVE45T6000W & DVG45T6000W - 7.5 cu. ft. Front Load
Dryer with Sensor Dry**

Product Overview

Product Title

7.5 cu. ft. Front Dryer with Sensor Dry

Product Short Description (125 Characters)

Samsung's 7.5 cu. ft. capacity dryers feature Sensor Dry and 10 preset drying cycles, so you can do fewer loads in less time.

Product Long Description (286 Characters)

Samsung's new dryers have advanced features like Sensor Dry, which optimizes cycle time and temperature to thoroughly dry without damaging your clothes. Also, with 7.5 cu. ft. capacity and 10 preset drying cycles, you can do fewer loads in less time and fulfill almost every drying need.

Easy Ads Link

Electric Dryer: <https://dam.gettyimages.com/p/z0c3461/digital-appliances?o=AND&q=DVE45T6000W>

Gas Dryer: <https://dam.gettyimages.com/p/z0c3461/digital-appliances?o=AND&q=DVG45T6000W>

Available Color



White

Model Number: DVE45T6000W

UPC: 887276412634

Model Number: DVG45T6000W

UPC: 887276412641





Carousel Image Order





Product Messaging

**DVE45T6000W & DVG45T6000W – 7.5 cu. ft. Front Load
with Sensor Dry**




Features and Benefits – DVE45T6020W & DVG45T6020W

Headline	Feature Name	Long Body Copy	Short Body Copy	Associated Image
<p>Long Vent Drying</p>	<p>N/A</p>	<p>Vents up to 120 feet for greater flexibility in installations that require longer venting, like apartments and condominiums.</p>	<p>Vents up to 120 feet for installations that require longer venting.</p>	<p>N/A</p>
<p>Worry-free drying</p>	<p>Sensor Dry</p>	<p>Automatically optimizes the time and temperature of your drying cycle to protect your clothes from heat damage, while avoiding excess energy use.* *The Sensor Dry icon turns on when in use.</p>	<p>Helps prevent overdrying for optimal fabric care.* *The Sensor Dry icon turns on when in use.</p>	
<p>Fit more for fewer loads</p>	<p>Large 7.5 cu. ft. Capacity</p>	<p>Fewer loads, less time in the laundry room, and more time doing the things you love.</p>	<p>Fewer loads, less time in the laundry room.</p>	

Features and Benefits – DVE45T6020W & DVG45T6020W (Continued)

Headline	Feature Name	Long Body Copy	Short Body Copy	Associated Image
<p>10 Preset Drying Cycles</p>	<p>N/A</p>	<p>More cycles to cover almost every drying need for your active family.</p>	<p>More cycles to best suit your drying needs.</p>	<p>N/A</p>
<p>Easy to troubleshoot</p>	<p>Smart Care</p>	<p>Easy troubleshooting from the convenience of your smartphone.* Smart Care interacts with your dryer to perform an immediate diagnosis and offer quick solutions.</p> <p><small>*Requires Samsung Smart Washer/Dryer App. The Samsung Smart Washer/Dryer App supports Android OS 2.3.6 or later and iOS 3 or later for iPhone models. Samsung Smart Washer/Dryer App available in App Store and Play Store.</small></p>	<p>Easy troubleshooting from the convenience of your smartphone.*</p> <p><small>*Requires Samsung Smart Washer/Dryer App. The Samsung Smart Washer/Dryer App supports Android OS 2.3.6 or later and iOS 3 or later for iPhone models. Samsung Smart Washer/Dryer App available in App Store and Play Store.</small></p>	
<p>Interior Drum Light</p>	<p>N/A</p>	<p>Put an end to stray socks or smaller laundry items that are hard to spot! An internal drum light brightly illuminates your laundry and the rest of the interior so you can quickly and safely check your dryer's contents.</p>	<p>Put an end to stray socks or small items that are hard to spot.</p>	

Features and Benefits – DVE45T6020W & DVG45T6020W (Continued)

Headline	Feature Name	Long Body Copy	Short Body Copy	Associated Image
<p>Flexible opening</p>	<p>Reversible Dryer Door</p>	<p>Choose the direction your dryer door opens to better suit your laundry room layout.</p>	<p>Choose the direction your dryer door opens.</p>	
<p>Stop the fluff</p>	<p>Lint Filter Indicator</p>	<p>Stop worrying about lint or fluff building up and blocking your dryer’s air intake. The Filter Check Indicator light on the control panel will provide you with a helpful reminder when it is time to clean the filter, so your dryer maintains optimal performance.</p>	<p>The Filter Check Indicator light lets you know when it is time to clean the filter.</p>	
<p>Easier use, for everyone</p>	<p>Accessibility (ADA Compliant,* AUI, Braille) <small>*ADA Compliant when using 27" wide riser. (Riser model codes: WE272NV, WE272NW, WE272NC)</small></p>	<p>With a Samsung Riser,* your washer or dryer is compliant with the Americans with Disabilities Act (ADA), making loading and unloading easier. Also aiding the visually and hearing impaired, audio assistance plays a different sound for each option, and Braille is next to key control panel buttons.</p> <p><small>*ADA Compliant when using 27" wide riser. (Riser model codes: WE272NV, WE272NW, WE272NC)</small></p>	<p>Designed for easy use for everyone.</p>	

Features and Benefits – DVE45T6020W & DVG45T6020W (Continued)

Headline	Feature Name	Long Body Copy	Short Body Copy	Associated Image
9 Additional Drying Options	N/A	Nine convenient drying options provide optimal care for all fabric types to keep clothes looking their best.	Further options to provide optimal care for all fabric types.	N/A
5 Temperature Levels	N/A	N/A	Ideal temperatures to treat your clothes gently and thoroughly.	N/A

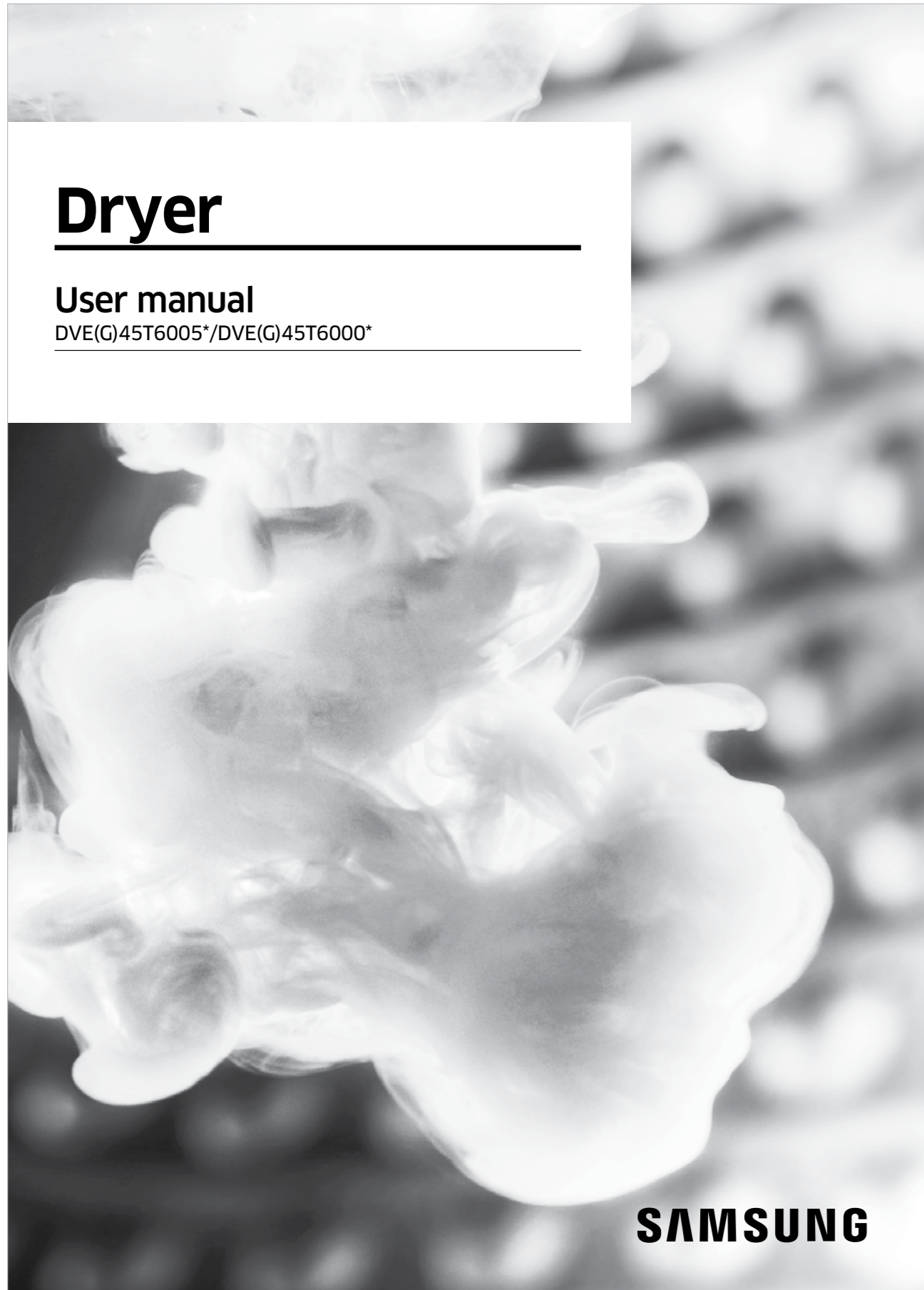
Product Specs

**DVE45T6000W & DVG45T6000W – 7.5 cu. ft. Front Load
with Sensor Dry**

Related Products

Pedestal	Stacking Kit	Washer Series	Vent Kit	Riser
WE402NW	SKK-8K	WF45T6000AW	DV-2A	WE272NW

User Manual

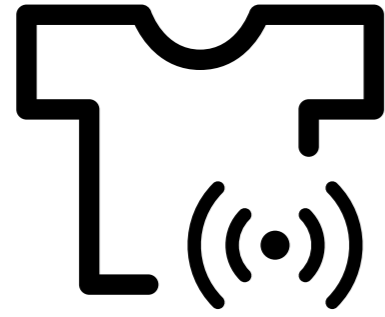


User Manual

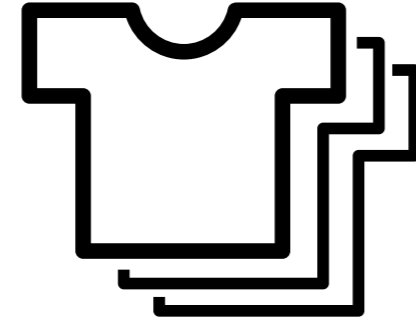
Feature Icons

**DVE45T6000W & DVG45T6000W – 7.5 cu. ft. Front Load
with Sensor Dry**


Feature Icons



Sensor Dry




Large 7.5 cu. ft.
Capacity



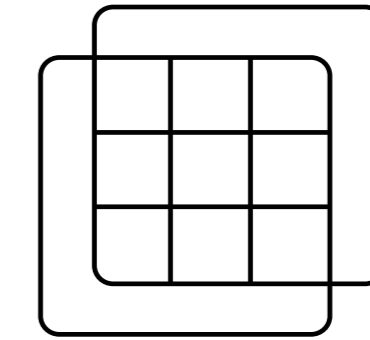
10 Preset Drying Cycles



Smart Care



Interior Drum Light



Lint Filter
Indicator

SAMSUNG