

# Quick Start Guide



Zephyr Connect

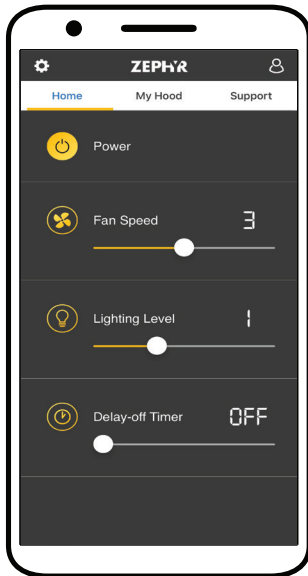
Thank you for choosing Zephyr!

Your range hood is compatible with our Zephyr Connect app. All you need is a WiFi connection with access to the Internet.

Zephyr Connect allows you to control your range hood from anywhere using a mobile device or smart speaker; includes real time diagnostics and provides you with important product information. Please follow this Quick Start Guide to get started.

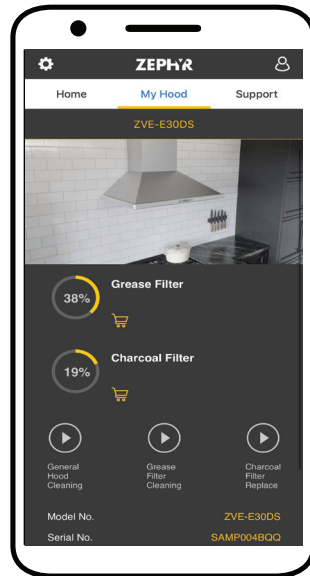
Zephyr Connect helps you connect to what matters.

## Zephyr Connect App Features



Control your hood remotely with convenient slider buttons:

- Fan Speed
- Lighting
- Delay-Off Timer

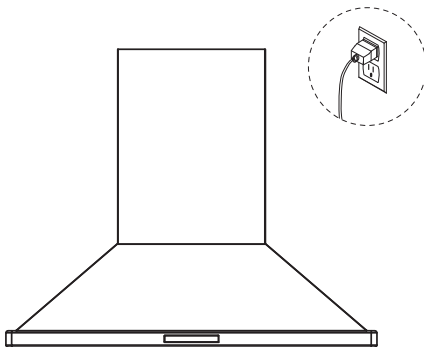


View important information:

- Filter Life Status
- How-To Videos
- Model and Serial Numbers
- Warranty Information


## 1 Getting Started

Ensure your range hood is connected to a power source and within range of your WiFi network.



## 2 App Install

Download the Zephyr Connect app from Google Play or the Apple App Store, and follow the on-screen instructions.

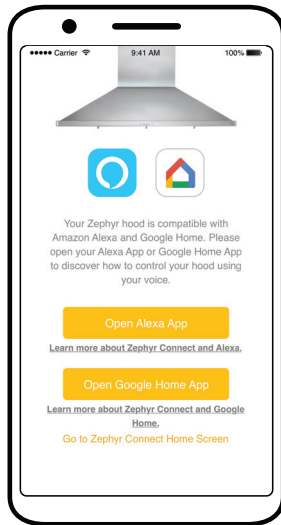


### NOTE:

You will need to place your hood into Bluetooth®-pairing mode during setup by holding the Fan Down and Light buttons simultaneously for 3 seconds. The Bluetooth® pairing code is 123456.

### 3 Amazon Alexa and Google Home Connectivity

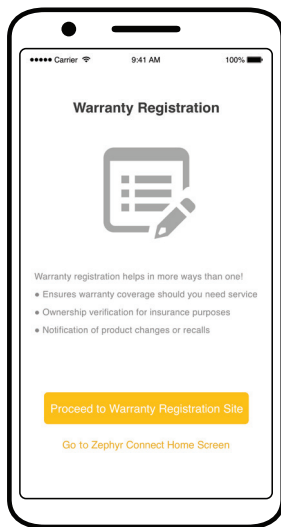
During setup, follow the on-screen instructions to connect your hood to Amazon Alexa and/or Google Home. This can also be set up later by tapping the Profile icon (👤) in the app.





## Warranty Registration

During setup, follow the on-screen instructions to register your hood's warranty. This can also be set up later by tapping Support in the app.



### NOTE:

You will create a Zephyr Online Store account during this process which is separate from the Zephyr Connect account.

5

## Amazon Alexa

Here are some commands you can give Alexa:



### **Turn hood on to last setting or turn it off:**

*Alexa, turn [On, Off] Zephyr.*

### **Set a specific fan speed:**

*Alexa, set Zephyr Fan Speed to [1-6].*

### **Set a specific light level:**

*Alexa, set Zephyr Light to [1-3].*

### **Start/Stop Automatic Delay-Off Timer:**

*Alexa, [Start,Stop] Zephyr Delay Off Timer.*

#### NOTE:

You can rename your Zephyr hood in the Amazon Alexa app.



## 6 Google Home

Here are some commands you can give Google Home:



### **Turn hood on to last setting or turn it off:**

*Hey Google, turn [On, Off] Zephyr.*

### **Set a specific fan speed:**

*Hey Google, set Zephyr to Speed [1-6].*

### **Set a specific light level:**

*Hey Google, set Zephyr Light to [1-3].*


### **Start/Stop Automatic Delay-Off Timer:**

*Hey Google, start [1-10] minute timer on Zephyr.*

*Hey Google, stop timer on Zephyr.*

#### **NOTE:**

You can rename your Zephyr hood in the Google Home app.



For more help, please contact us via our  
website at [zephyronline.com/contact](https://zephyronline.com/contact)

*Bluetooth® is a registered trademark of Bluetooth SIG, Inc. worldwide.*

*App Store® and other Apple trademarks are property of Apple Inc.*

*Amazon, Alexa and all related logos are trademarks of Amazon.com, Inc.*

*The "Android" name, Google Home, the "Google Play" brand, and other Google trademarks, are property of Google LLC.*

