


ASSEMBLY INSTRUCTION



Item: 6850-90009-80 Landscape Mirror

Thank you for purchasing this quality product. Be sure to unpack carefully looking for small parts which may have come loose during shipment.
Read all instruction and study the drawing carefully before starting the assembly process.

HARDWARE PACK

PART LIST

NO.	DRAWING	DESCRIPTION	SIZE	QTY
A		Lock washer	1/4" x 12 x 3	8pcs
B		Bolt	1/4" x 1-1/2"	4pcs
C		Bolt	1/4" x 2"	4pcs
D		Flat washer	1/4" x 19 x 2	8pcs
E		Allen key	4mm	1pc

NO.	DRAWING	DESCRIPTION	QTY
①		Mirror	1pc
②		Mirror support	2pcs

