


## Laundry Hub H500



### Product Overview

Models & Product Titles			
Model Number	UPC	Available Colors	Product Titles
WH46DBH500EVA3	887276814520	Brushed Black	Bespoke AI Laundry Hub™ 4.6 cu. ft. Large Capacity Single Unit Washer with Flex Auto Dispense and 7.6 cu. ft. Electric Dryer in Brushed Black
WH46DBH500GVA	887276814537	Brushed Black	Bespoke AI Laundry Hub™ 4.6 cu. ft. Large Capacity Single Unit Washer with Flex Auto Dispense and 7.6 cu. ft. Gas Dryer in Brushed Black




<b>Product Description (Paragraph)</b>	The Samsung Bespoke AI Laundry Hub™ 4.6 cu. Ft. Large Capacity Front Load washer and dryer with an Easy Reach Control Panel, offers a space-saving solution in one single machine. Complete with AI powered features that make laundry day easier.
<b>Product Description (Bullets)</b>	<ol style="list-style-type: none"> <li>1. AI Laundry Hub™: This full size front load washer and dryer is a space-saving solution in a single machine. Control the washer and dryer with an Easy Reach Control Panel.</li> <li>2. AI OptiWash™ &amp; AI Optimal Dry: Detects soil level and fabrics, and adjusts settings as needed during the cycle.* <small>*Based on AI-based algorithm using the AI Opti Wash &amp; Dry™ cycle on an IEC 8 lb load. A turbidity sensor operates for all weights, while fabric sensing operates for 8 lbs and under. To prevent wear, wash like fabrics together.</small></li> <li>3. Flex Auto Dispense: Automatically dispense up to 34 loads of detergent or flex one compartment to dispense up to 20 loads of softener and 20 loads of detergent.</li> </ol>





EasyAds Links	
Model Number	EasyAds Gallery Link(s)
WH46DBH500EVA3/WH46DBH500GVA	<a href="https://dam.gettyimages.com/p/z0c3461/digital-appliances?o=AND&amp;q=WH46DBH500">https://dam.gettyimages.com/p/z0c3461/digital-appliances?o=AND&amp;q=WH46DBH500</a>


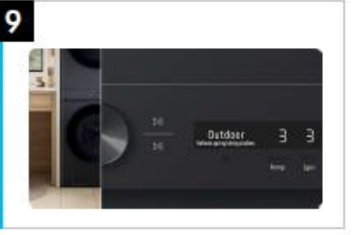
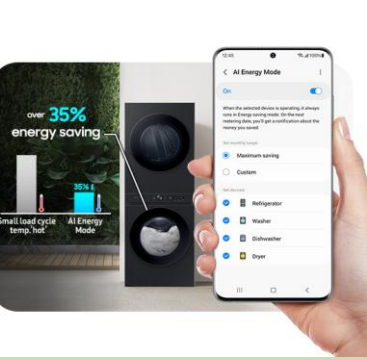
Carousel Image Order




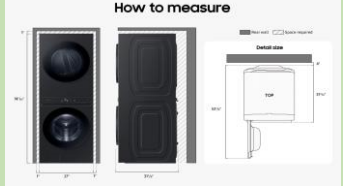
<p>1</p> 	<p>2</p>  <p><small>*Limited warranty applies to the listed model(s) only. See product or manual for details. Some restrictions may apply. See retailer for details.</small></p>	<p>3</p>  <p>Image provided in decimals and fractions.</p>	<p>4</p> 
<p>5</p> 	<p>6</p>  <p>Easy Reach Control Panel Control panel located for convenience.</p>	<p>7</p>  <p>Flex Auto Dispense Automatically dispenses up to 4.1 ounces of detergent.</p>	<p>8</p>  <p>SmartThings Monitor cycles with your phone*</p>
<p>9</p> 	<p>10</p> 	<p>11</p> 	<p>12</p> 
<p>13</p> 	<p>14</p> 	<p>15</p> 	<p>16</p> 

**Product Messaging**

Headline	Feature Name	Long Body Copy	Short Body Copy	Associated Image
Control is within reach	Laundry Hub™ with Easy Reach Control Panel	Laundry Hub is a full-size laundry center with a washer and dryer in one space-saving unit. Control both the washer and dryer from the Easy Reach control panel in the middle of the unit.	Control both the washer and dryer from the Easy Reach control panel.	
Take the guesswork out of cycle selection	AI OptiWash™ & AI Optimal Dry	AI OptiWash™ & AI Optimal Dry detects soil level and fabrics, and adjusts settings as needed during the cycle.* <i>*Based on AI-based algorithm using the AI Opti Wash™ &amp; AI Optimal Dry cycle on an IEC 8lb load. A turbidity sensor operates for all weights, while fabric sensing operates for 8lbs and under. To prevent wear, wash like fabrics together.</i>	AI OptiWash™ & AI Optimal Dry detects soil level and fabrics, and adjusts settings as needed during the cycle.* <i>*Based on AI-based algorithm using the AI Opti Wash &amp; Dry(tm) cycle on an IEC 8lb load. A turbidity sensor operates for all weights, while fabric sensing operates for 8lbs and under. To prevent wear, wash like fabrics together.</i>	
Skip adding detergent	Flex Auto Dispense System	The Flex Auto Dispense System gives you the flexibility of automatically dispensing up to 34 loads of detergent or flex one compartment to dispense up to 20 loads of softener and 20 loads of detergent.	Automatically dispense up to 34 loads of detergent or flex one compartment to dispense up to 20 loads of softener and 20 loads of detergent.	

Headline	Feature Name	Long Body Copy	Short Body Copy	Associated Image
<p>Wash and dry a full load in under an hour*</p> <p><i>*Based on 8lb D.O.E. standard load (50% cotton, 50% poly).</i></p>	<p>Super Speed Wash &amp; Dry</p>	<p>Wash and dry a full load in just 58 minutes* without sacrificing cleaning performance, and achieve a complete wash and dry in under an hour.</p> <p><i>*Based on 8lb D.O.E. standard load (50% cotton, 50% poly).</i></p>	<p>Wash and dry a full load in just 58 minutes with Super Speed Wash &amp; Dry.*</p> <p><i>*Based on 8lb D.O.E. standard load (50% cotton, 50% poly).</i></p>	
<p>Wash more in a single load</p>	<p>4.6 cu. ft. Large Capacity</p>	<p>Washing and drying more items in one load, with a large capacity washer means fewer loads and less time in the laundry room.</p>	<p>Fewer loads, less time in the laundry room.</p>	
<p>Remotely schedule cycles</p>	<p>Wi-Fi Connectivity with SmartThings</p>	<p>The SmartThings App sends you end of cycle notifications and lets you remotely start, stop, or delay your Bespoke washer from your phone.*</p> <p><i>*Available on Android and iOS devices. A Wi-Fi connection and a Samsung account are required.</i></p> <p><i>Gas: *Available on Android and iOS devices. A Wi-Fi connection and a Samsung account are required. Only monitoring enabled on Gas dryers for safety reasons.</i></p>	<p>Get end of cycle alerts and remotely start, stop or delay from your phone.*</p> <p><i>Electric: *Available on Android and iOS devices. A Wi-Fi connection and a Samsung account are required.</i></p> <p><i>Gas: *Available on Android and iOS devices. A Wi-Fi connection and a Samsung account are required. Only monitoring enabled on Gas dryers for safety reasons.</i></p>	
<p>Gently remove stains</p>	<p>Steam Wash</p>	<p>The power of steam gently removes stains without time-consuming pretreatments. Steam is released from the drum so every item in the load is thoroughly saturated, ensuring a deep clean.</p>	<p>The power of steam lets you gently remove stains without any time-consuming pretreatments.</p>	

Headline	Feature Name	Long Body Copy	Short Body Copy	Associated Image
Purchase with confidence	20-Year Motor Warranty	<p>Samsung washing machines are covered by a 20-Year Warranty on the Digital Inverter Motor.* Purchase with confidence, and enjoy superior efficiency and long-lasting performance. <i>*20-Year Warranty limited to the Digital Inverter Motor purchased on 7/1/2022 or later. Purchase receipt indicating purchase date required for a claim. Additional restrictions and limitations apply, see warranty for details.</i></p>	<p>Samsung washing machines are covered by a 20-Year Warranty on the Digital Inverter Motor.* <i>*20-Year Warranty limited to the Digital Inverter Motor purchased on 7/1/2022 or later. Purchase receipt indicating purchase date required for a claim. Additional restrictions and limitations apply, see warranty for details.</i></p>	
Simplify your laundry routine	AI Smart Dial	<p>Samsung's AI Smart Dial simplifies your control panel, learns and recommends your favorite cycles,* and allows you to customize a cycle list to your preferences. <i>*AI Smart Dial makes recommendations within 30 days of use based on cycle selections, time selected, and other factors.</i></p>	<p>Samsung's AI Smart Dial simplifies your control panel and learns your cycle preferences. <i>*AI Smart Dial makes recommendations within 30 days of use based on cycle selections, time selected, and other factors.</i></p>	
Smart energy savings	AI Energy Mode	<p>Monitor and reduce your washer and dryer's energy use. AI Energy mode* lets you check power consumption and estimates your electricity bill**. For cycles operating in AI Energy mode**, it can help reduce energy use from 30%-35%**. <i>*Comparing factory setting temperature with AI Energy mode on and AI Energy mode off using IEC 8lb load (IEC 4lb for Small Load cycle). Available on AI OptiWash, Super Speed, Small Load, Towels, Heavy Duty, and Power Rinse cycle, by reducing the use of the heater, and may increase cycle time. Results may vary depending on the actual usage conditions.</i>  <i>**Available on specific models from June 2023 through a Wi-Fi update through the SmartThings app on Android and iOS devices. A Wi-Fi connection and a Samsung account are required.</i>  <i>***Estimate only, based on user-input or linked data; consult actual bill.</i></p>	<p>Monitor and reduce your washer and dryer's energy use with AI Energy mode* <i>*Comparing factory setting temperature with AI Energy mode on and AI Energy mode off using IEC 8lb load (IEC 4lb for Small Load cycle). Available on AI OptiWash, Super Speed, Small Load, Towels, Heavy Duty, and Power Rinse cycle, by reducing the use of the heater, and may increase cycle time. Results may vary depending on the actual usage conditions. Available on specific models from June 2023 through a Wi-Fi update through the SmartThings app on Android and iOS devices. A Wi-Fi connection and a Samsung account are required.</i></p>	<p>Electric</p> 

Headline	Feature Name	Long Body Copy	Short Body Copy	Associated Image
Great performance using less energy	ENERGY STAR® Certified	ENERGY STAR® Certified*, so you use less energy without sacrificing performance or functionality. <i>*Visit <a href="http://www.energystar.gov">www.energystar.gov</a> for more information on ENERGY STAR® guidelines.</i>	ENERGY STAR® CERTIFIED - Eco-friendly and energy-efficient. <i>*Visit <a href="http://www.energystar.gov">www.energystar.gov</a> for more information on ENERGY STAR® guidelines.</i>	
Keep your washer smelling fresh	Self Clean+	Self Clean+ cleans the inside of your washer and reminds you every 40 wash cycles when it is time for a cleaning.	Cleans the inside of your washer and reminds you when it's time for a cleaning.* <i>*After 40 wash cycles</i>	
Clean and safe vents	Vent Sensor	The Vent Sensor continuously monitors the condition of your dryer's air duct to make sure it's running safely and efficiently.	The Vent Sensor monitors the condition of your dryer's air duct to make sure it's running safely and efficiently.	
Make sure to measure	n/a	Please measure your space and ensure that this appliance is a perfect fit!	Please measure your space and ensure that this appliance is a perfect fit!	

Lifestyle Images - <https://dam.gettyimages.com/s/vf7s2c826frfg7b6qct5q>

Primary Lifestyle



PDP Lifestyle (Carousel)




Secondary Lifestyle





## Product Specs







Related Products & Accessories			
Gas to Propane Converter Kit	Side Vent Kit		
LPKIT-4	DV-2A		

Spec Sheet			
EasyAds Link:	<a href="https://dam.gettyimages.com/p/z0c3461/digital-appliances?o=AND&amp;q=Laundry%20Hub%20Spec%20Sheets">https://dam.gettyimages.com/p/z0c3461/digital-appliances?o=AND&amp;q=Laundry%20Hub%20Spec%20Sheets</a>		

Energy Guide			
EasyAds Link:	<a href="https://dam.gettyimages.com/s/nw9m9f8qss7fcgp4bh52tvf">https://dam.gettyimages.com/s/nw9m9f8qss7fcgp4bh52tvf</a>		
			



User Manual & Warranty			
EasyAds Link:	<a href="https://dam.gettyimages.com/s/w8bp7pwbp4h828bw9kvhpv8">https://dam.gettyimages.com/s/w8bp7pwbp4h828bw9kvhpv8</a>		
<b>User Manual</b>		<b>Warranty</b>	

Feature Icons					
EasyAds Link:	<a href="https://dam.gettyimages.com/p/z0c3461/digital-appliances?o=AND&amp;q=WH46DBH500">https://dam.gettyimages.com/p/z0c3461/digital-appliances?o=AND&amp;q=WH46DBH500</a>				
					
Laundry Hub™ Center with Easy Reach Control Panel	Ultra Capacity 5.3 cu. ft. capacity washer	AI OptiWash™ & AI Optimal Dry	Super Speed Wash & Dry	Wi-Fi Connectivity with SmartThings	20-Year Motor Warranty