



2024
february

ABOUT US

Porter Designs is a globally sourced lifestyle furniture supplier founded in 2006 by Julie Grant and David Weiss. What began as a vacation to Bangkok became a passion for designing and sourcing unique and affordable furniture for today's eclectic home. The line has grown to 1000+ products featuring a full range of upholstery, motion, accent chairs, occasional, dining and bedroom furniture.

Porter's lineup includes its Caravan Collection: well-traveled furniture featuring sustainably sourced wood and handmade furniture from India. With its continued growth, Porter continues to focus on quality, style and price.

EVERY PIECE HAS A STORY

Designed in Portland, Oregon and crafted to the highest standards, we are proud to work with talented artisans and craftspeople to deliver exceptional furniture product. The beauty of our product can be seen in details such as an extra spring in the seat, kiln dried hardwood frames, beautiful solid wood construction, and sustainable top grain leather. These details provide added value to each piece.



A LEADER IN SUSTAINABLE FURNISHINGS

The changes we make today, change the future.

Porter Designs is committed to sustainability by partnering with manufacturers and factories using sustainable processes. We partner with organizations that follow social and humanitarian practices, sourcing our materials ethically. This allows us to create high quality, heirloom furnishing solutions that customers can keep longer, reducing the amount of furniture found in the landfill.

Environmental Stewardship

We are dedicated to safety. All materials in our product meet or exceed industry standards. All fabrics are tested and certified by our suppliers to comply with UFAC1 fire retardancy requirements. We meet the California TB 117-2013 requirement and this is verified on the law label that attaches to the furniture.

We are active members of the Sustainable Furnishings Council, following their guidelines for sustainable practices and healthy manufacturing and distribution.

Sustainable Quality

Quality and durability are at the core of all of our products. We focus on sustainably sourced, kiln dried, handmade hardwoods from India. Our heirloom quality furniture is built to last for generations.

Our Good Earth Collection features solid corner block construction, fabric made from recycled plastic bottles, sustainable leather, heavy gauge recycled springs, recycled foam and dacron and packaging that is recycled and recyclable/biodegrade. with a collection like Good Earth, we ensure our products are not only built to last, but will be a safe and healthy option for your home as well as our Earth.



Look for the green emblems throughout the catalog to signify sustainable product offerings.

VISIT OUR SHOWROOM



High Point Market
Centers of High Point

Las Vegas Market
World Market Center

For the most current information
about our product lineup, please
visit our website:

PorterDesignsUSA.com

OUR COMMITMENT

We are committed to growing our relationships by providing the best service and product possible. Big or small, Porter is focused on meeting the needs of all retailers. By providing a variety of affordable styles – from designer trends, to promotional price points – our furniture appeals to a broad retail demographic.



@porterdesignsusa

Corporate Office

2201 NE Columbia Blvd. Ste. 2A, Portland, OR 97211 USA

(503) 459-4703 - order@porterdesignsusa.com

East Coast Warehouse

115 Morrison Ave. Thomasville, NC 27360

West Coast Warehouse

2108 NE Argyle St. Portland, OR 97211

Request Your Online Account

PorterDesignsUSA.com/account_request

TABLE OF CONTENTS

STATIONARY LEATHER	5
LEATHER LUXE	15
GOOD EARTH	24
STATIONARY UPHOLSTERY	33
MOTION & RECLINERS	53
ACCENT CHAIRS	57
BEDROOM	67
DINING	83
ACCENTS & OCCASIONALS	108



STATIONARY LEATHER

SIENA

2PC SECTIONAL



SIENA RHF SOFA
02-204-13-0193

62.8"L x 37.4"W x 33.5"H

SIENA LHF CHAISE
02-204-20-0193

84.3"L X 37.4"W X 33.5"H

FEATURES:

- Light Gray Top Grain Leather & PU Match Sides
- Leather Name: 621 Grey
- Solid Wood Legs
- Tight Seat & Back
- VMN: L0193 GREY

Available In:





PARMA SOFA
02-189-01-4628

85"L X 35.8"W X 35"H



PARMA LOVE
02-189-02-4628

62"L X 35.8"W X 35"H




PARMA CHAIR
02-189-03-4628

39"L X 35.8"W X 35"H

FEATURES:

- Brown Top Grain Leather & PU Match Sides
- Polyethylene Legs
- Tight Seat & Back
- VMN: L4628 BROWN

Available In:



L4628
BROWN

TRENTO

SOFA, LOVE, CHAIR



TRENTO SOFA
02-189-01-4098

82"L X 36"W X 35"H



TRENTO LOVE
02-189-02-4098

62"L X 36"W X 35"H




TRENTO CHAIR
02-189-03-4098

39"L X 36"W X 35"H

FEATURES:

- Charcoal Gray Top Grain Leather & PU Match Sides
- Polyethylene Legs
- Tight Seat & Back
- VMN: L4098 GRAY

Available In:





BERGAMO SOFA
02-189-01-4617

82.5"L X 37"W X 35"H



BERGAMO LOVE
02-189-02-4617

60.5"L X 37"W X 35"H



BERGAMO CHAIR
02-189-03-4617

37"L X 37"W X 35"H

FEATURES:

- Cream Top Grain Leather & PU Match Sides
- Polyethylene Legs
- Tight Seat & Back
- VMN: L4617 CREAM

Available In:



L4617
CREAM

MANTUA

SOFA, LOVE, CHAIR



MANTUA SOFA
02-189-01-4667

80"L X 37"W X 35"H



MANTUA LOVE
02-189-02-4667

59"L X 37"W X 35"H




MANTUA CHAIR
02-189-03-4667

37"L X 37"W X 35"H

FEATURES:

- Brown Top Grain Leather & PU Match Sides
- Polyethylene Legs
- Tight Seat & Back
- VMN: L4617 BROWN

Available In:





MODENA SOFA
Cream: 02-204-01-0194
Black: 02-204-01-0195

79"L x 35"W x 32"H



MODENA LOVE
Cream: 02-204-02-0194
Black: 02-204-02-0195

62"L x 35"W x 31.5"H




MODENA CHAIR
Cream: 02-204-03-0194
Black: 02-204-03-0195

41"L x 35"W x 31.5"H

FEATURES:

- Cream Top Grain Leather & PU Match Sides
- Leather Name: 620 Light Gray
- Solid Wood Legs
- Tight Seat & Back
- VMN: L0194 CREAM & L0195 BLACK

Available In:





PIETRO SOFA
02-204C-01-2110

86"L x 38"W x 33.5"H



PIETRO LOVE
02-204C-02-2110

64"L x 38"W x 33.5"H



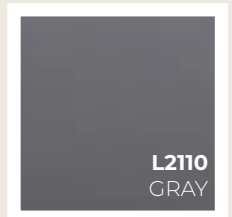
PIETRO CHAIR
02-204C-03-2110

42"L x 38"W x 33.5"H

FEATURES:

- Gray Top Grain Leather & PU Match Sides
- Leather Name: 644 Iron
- Solid Wood Trim
- Metal Legs
- Tight Seat & Back
- VMN: L2110 GRAY

Available In:



PIETRO

2PC SECTIONAL



PIETRO LHF LOVE

02-204C-21-2110

31.29" X 55" X 37.8"

PIETRO LHF SOFA

02-204C-20-2110

43.35" X 76" X 37.8"

PIETRO LHF TUX

02-204-17-2110

51.84" X 91" X 37.8"



PIETRO RHF LOVE

02-204C-11-2110

31.29" X 55" X 37.8"

PIETRO RHF SOFA

02-204C-10-2110

43.35" X 76" X 37.8"

PIETRO RHF TUX


02-204-18-2110

51.84" X 91" X 37.8"

FEATURES:

- Light Gray Top Grain Leather & PU Match Sides
- Leather Name: 621 Grey
- Solid Wood Legs
- Tight Seat & Back
- VMN: L0193 GRAY

Available In:





 KIND
LEATHER®

LEATHER LUXE



Porter Designs



KIND
LEATHER®

truly sustainable leather.

- A luxurious aniline dyed leather with a semi-matte finish.
- Oils and waxes give the leather a rich, vintage look.
- Color variation over time accentuates the leather's natural patina.
- Small imperfections are to be considered signs of value for a one-of-a-kind product.
- Uses less chemicals and reduces environmental impact.
- Leather waste is used in beauty, food, health and pharmaceutical industries.
- All farms are monitored to ensure humane working conditions, as well as avoid conflict areas and deforested land.
- Member of the Leather Working Group (LWG) which monitors leather factories and tanneries based on socio-environmental standards.



scan to learn more



HUDSON SOFA
02-202-01-2024

87.4"L x 40"W x 37"H



HUDSON LOVE
02-202-02-2024

71.3"L x 40"W x 37"H




HUDSON CHAIR
02-202-03-2024

39.4"L x 40"W x 37"H

FEATURES:

- Pure Aniline Leather Tanned
- Leather Pull Up
- Natural Grain
- Hand Tipped Leather in Brown
- **KIND Leather Collection**
- VMN: L2024 BROWN

Available In:





CONNERY ARMLESS CHAIR

CAMEL: 02-202-32-4664
GRAPHITE: 02-202-32-4665

42.12"L x 44.5"W x 33.07"H



CONNERY CORNER

CAMEL: 02-202-34-4664
GRAPHITE: 02-202-34-4665

43.7"L x 43.7"W x 33.07"H



CONNERY OTTOMAN


CAMEL: 02-202-05-4664
GRAPHITE: 02-202-05-4665

42.9"L x 18.5"W x 18.1"H

FEATURES:

- Pure Aniline Leather Tanned
- Leather Pull Up
- Natural Grain
- Hand Tipped Leather in Pewter
- Configure to Your Preference
- **KIND Leather Collection**
- VMN: L4665 CAMEL P& L4664 GRAPHITE

Available In:





OLIVIER LHF CHAISE

Camel: 02-202-22-7992
Brown: 02-202-22-7991

46.5"L x 55.5"W x 33.1"H

OLIVIER RHF CHAIR

Camel: 02-202-12-7992
Brown: 02-202-12-7991

46.5"L x 42.7"W x 33.1"H

OLIVIER ARMLESS CHAIR

Camel: 02-202-32-7992
Brown: 02-202-32-71

40.2"L x 42.7"W x 33.1"H

OLIVIER CORNER

Camel: 02-202-34-7992
Brown: 02-202-34-7991

47.8"L x 47.8"W x 33.1"H

OLIVIER OTTOMAN


Camel: 02-202-05-7992
Brown: 02-202-05-7991

40.2"L x 25.8"W x 15.8"H

FEATURES:

- Pure Aniline Leather Tanned
- Leather Pull Up
- Natural Grain
- Hand Tipped Leather in Camel
- Configure to Your Preference
- **KIND Leather Collection**
- VMN: L7992 CAMEL & L7991 BROWN

Available In:



GUINNESS CHAIR



GUINNESS CHAIR

CHOCOLATE: 02-431-16-5657

PEWTER: 02-431-16-5658

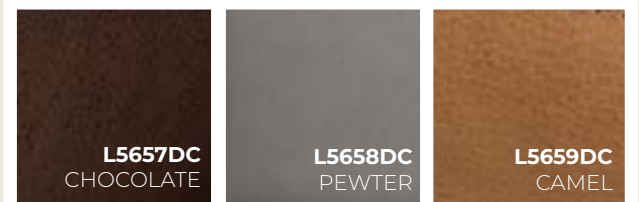
CAMEL: 02-431-16-5659

20.7"L x 22.8"W x 33"H

FEATURES:

- Hand Tipped Leather
- Fully Covered Leather Seat
- Contoured Seating
- Frame Material- Metal
- Ships 2 To A Box

Available In:





FONDA SOFA
02-431-01-0256

75.6"L x 38.2"W x 35.4"H



FONDA LOVE
02-431-02-0256

67.7"L x 38.2"W x 35.4"H




FONDA CHAIR
02-431-03-0256

41"L x 35"W x 31.5"H

FEATURES:

- Hand Tipped Leather in Camel
- Frame Material- Hardwood and Plywood
- Wood Feet
- Cushion Filling: Foam and Fiber
- LeatherLuxe Collection
- VMN: L0256 CAMEL

Available In:



* Direct Container frames are available in Graphite (L0259), Taupe (L0255), Pewter (L0258) and Chocolate (L0257)



STEWART SOFA
02-431-01-3534

81"L x 36.6"W x 34.3"H



STEWART LOVE
02-431-02-3534

59.5"L x 36.6"W x 34.3"H



STEWART CHAIR
02-431-03-3534

36"L x 36.6"W x 34.3"H

FEATURES:

- Hand Tipped Leather in Chocolate
- Frame Material- Hardwood and Plywood
- Wood Feet
- Seat Construction: S Spring and Webbing
- Seat Cushion Filling: Foam and Fiber
- Back Cushion Filling: Fiber
- LeatherLuxe Collection
- VMN: L3534 CHOCOLATE

Available In:



* Direct Container frames are available in Graphite (L3535), Taupe (L3536), Pewter (L3537) and Camel (L3538)



COOPER SOFA
02-431-01-2442

83.5"L x 34.6"W x 31"H



COOPER LOVE
02-431-02-2442

73.6"L x 34.6"W x 31"H



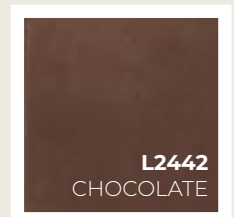
COOPER CHAIR
02-431-03-2442

45.3"L x 34.6"W x 31"H

FEATURES:

- Hand Tipped Leather in Chocolate
- Frame Material- Hardwood and Plywood Wood Feet
- Seat Construction: S Spring and Webbing
- Seat Cushion Filling: Foam and Fiber
- Back Cushion Filling: Fiber
- LeatherLuxe Collection
- VMN: L2442 CHOCOLATE

Available In:



* Direct Container frames are available in Graphite (L3535), Taupe (L3536), Pewter (L3537) and Camel (L3538)



HOLDEN SOFA
02-431-01-1365

87"L x 38.5"W x 35.5"H



HOLDEN LOVE
02-431-02-1365

69"L x 38.5"W x 35.5"H



HOLDEN CHAIR
02-431-03-1365

45"L x 38.5"W x 35.5"H

FEATURES:

- Hand Tipped Leather in Taupe
- Frame Material- Hardwood and Plywood
- Wood Feet
- Seat Construction: S Spring and Webbing
- Cushion Filling: Foam and Fiber
- LeatherLuxe Collection
- VMN: L1365 TAUPE

* Direct Container frames are available in Graphite (L1368), Pewter (L1367) Chocolate (L1366) and Camel (L1369)

Available In:





SUSTAINABLE LEATHER & UPHOLSTERY

THE CHANGES WE MAKE TODAY, CHANGE THE FUTURE.

Home is where a *better* world begins.



♻️ TOP GRAIN ITALIAN LEATHER
Tannery uses no hazardous agents and all finishes are water based. Water used in the tanning process is monitored, treated and reused. Tannery drums are optimized to reduce water and create energy efficiency.

♻️ FOAM
Repurposed foam made with leftover foam remnants.

★ PERFORMANCE LEATHER
Resistant to stains, scratches and fading. Easy to clean.

♻️ FABRIC BASE CLOTH
35% of the fiber comes from recycled plastic bottles. Approximately 90 recycled plastic bottles are used in each sofa!

♻️ DACRON
Batting and stuffing made from recycled plastic bottles.

♻️ POCKET COILS
Made from recycled steel.

♻️ S-SPRINGS
Sinuous springs made from recycled steel.

♻️ PLASTIC FEET
Made from recycled plastic bottles.

♻️ ORIENTED STRAND BOARD (OSB)
Made from repurposed wood waste.

♻️ PACKAGING
Biodegradable plastic wrap and recycled/recyclable cardboard.



Scan to learn how we are making a difference



GOOD EARTH SUSTAINABLE SEATING



BOLIVAR SOFA
01-225-01-1324

**BOLIVAR QUEEN
SLEEPER SOFA**
01-225-09-1324

81"L x 37"W x 30"H



BOLIVAR LOVE
01-225-02-1324

57"L x 37"W x 30"H


BOLIVAR CHAIR
01-225-03-1324

33"L x 37"W x 30"H

FEATURES:

- Recycled/Repurposed Elements
- Fabric: Fincher Wicker
- Accent Pillow: Exquisite Beach
- Memory Foam Sleeper
- **Good Earth Collection**
- VMN: U1324 WICKER

Available In:





KENNETT SOFA
01-225-01-2355

90"L x 37"W x 31"H

**KENNETT QUEEN
SLEEPER SOFA**
01-225-09-2355



KENNETT CHAIR
01-225-03-2355

42"L x 37"W x 31"H

KENNETT LOVE
01-225-02-2355

66"L x 37"W x 31"H

FEATURES:

- Recycled/Repurposed Elements
- Fabric: Vann Charcoal
- Accent Pillow: Doja Stone
- Memory Foam Sleeper
- **Good Earth Collection**
- VMN: U2355 CHARCOAL

Available In:





SEDALIA SOFA
01-225-01-8451

89"L x 37"W x 31"H

**SEDALIA QUEEN
SLEEPER SOFA**
01-225-09-8451

SEDALIA LOVE
01-225-02-8451

65"L x 37"W x 31"H

SEDALIA CHAIR
01-225-03-8451

42"L x 37"W x 31"H

FEATURES:

- Recycled/Repurposed Elements
- Fabric: Dunmere Coco
- Accent Pillow: Pebbleton Mineral
- Memory Foam Sleeper
- **Good Earth Collection**
- VMN: U8451 COCO

Available In:





PAROS SOFA
01-225-01-6974

85"L x 37"W x 32"H



PAROS CHAIR
01-225-03-6974

36"L x 37"W x 32"H

FEATURES:

- Recycled/Repurposed Elements
- Fabric: Dunmere Graphite
- Accent Pillow: Rhodri Twilight
- **Good Earth Collection**
- VMN: U6974 GRAPHITE

Available In:





SANTORINI

SOFA, LOVE, CHAIR



SANTORINI SOFA

01-225-01-6972

87"L x 39"W x 30"H



SANTORINI LOVE

01-225-02-6972

63"L x 39"W x 30"H



SANTORINI CHAIR

01-225-03-6972

39"L x 39"W x 30"H

FEATURES:

- Recycled/Repurposed Elements
- Fabric: Broderick Natural
- Accent Pillow: Atez Onyx
- **Good Earth Collection**
- VMN: U6972 NATURAL

Available In:





SANTORINI RHF CHAISE

01-225-13-6972

77"L x 39"W x 30"H

SANTORINI LHF SOFA

01-225-20-6972

43"L x 66"W x 30"H

FEATURES:

- Recycled/Repurposed Elements
- Fabric: Broderick Natural
- Accent Pillow: Atez Onyx
- **Good Earth Collection**
- VMN: U6972 NATURAL

Available In:





JENNINGS

3 PC SECTIONAL



JENNINGS RHF CHAIR

01-225-12-3588

47"L x 36"W x 37"H

JENNINGS LHF CHAIR

01-225-22-3588

47"L x 36"W x 37"H

JENNINGS A/L CHAIR

01-225-32-3588

38"L x 36"W x 37"H

JENNINGS CORNER

01-225-34-3588

45"L x 45"W x 37"H

JENNINGS CONSOLE

01-225-35-3588

18"L x 38"W x 24"H

FEATURES:

- Recycled/Repurposed Elements
- Optional Storage Console w/cup holders & power
- Fabric: Woodvale Dove
- Accent Pillow: Minot Flour
- **Good Earth Collection**
- VMN: U6972 NATURAL

Available In:





STATIONARY
UPHOLSTERY

SAVANNAH

2PC REVERSIBLE SECTIONAL



SAVANNAH RHF CHOFA

92"L x 41"W x 38"H

01-207C-10-1731

SAVANNAH LHF SOFA

101"L x 41"W x 38"H

01-207C-23-1731

FEATURES:

- Gray Poly Chenille With Woven Gray & White Geometric Pillows
- Fabric Name: Crossing Smoke
- Accent Fabric: Block Party Sterling
- Reversible Cushions & Chaises
- Loose Seat, Loose Back
- VMN: U1731 GRAY

Available In:





CAVETT RHF SOFA

LINEN: 01-33C-10-9224
CHARCOAL: 01-33C-10-9223

74"L x 37"W x 33"H

CAVETT LHF CHAISE

LINEN: 01-33C-23-9224
CHARCOAL: 01-33C-23-9223

38"L x 85"W x 33"H

CAVETT LHF SOFA

LINEN: 01-33C-20-9224
CHARCOAL: 01-33C-20-9223

74"L x 37"W x 33"H

CAVETT RHF CHAISE

LINEN: 01-33C-13-9224
CHARCOAL: 01-33C-13-9223

38"L x 85"W x 33"H

FEATURES:

- Linen Look Microfiber
- Fabric Name: Alton Charcoal & Alton Linen
- Right & Left Facing Chaise Option
- Tight Seat, Loose Back
- Solid Wood Legs
- VMN: U9224 LINEN & U9223 ALTON|CHARCOAL

Available In:



CAVETT

SOFA, 1.5 CHAIR



CAVETT SOFA
LINEN: 01-33C-01-9224
CHARCOAL: 01-33C-01-9223

77"L x 36"W x 33"H



CAVETT 1.5 CHAIR
LINEN: 01-33C-03-9224
CHARCOAL: 01-33C-03-9223

41"L x 36"W x 33"H

FEATURES:

- Linen Look Microfiber
- Fabric Name: Alton Charcoal & Alton Linen
- Tight Seat, Loose Back
- Solid Wood Legs
- VMN: U9224 LINEN & U9223 ALTON CHARCOAL

Available In:



SAVANNAH

CHOFA, SOFA, LOVE, CHAIR



SAVANNAH SOFA
01-207-02-1731

01"L x 69"W x 38"H



SAVANNAH LOVE
01-207-02-1731

74"L X 41"W X 39"H



SAVANNAH CHAIR
01-207-03-1731

56"L x 41"W x 39"H



SAVANNAH CHOFA
01-207-16-1731

101"L x 69"W x 38"H

FEATURES:

- Gray Poly Chenille With Woven Gray & White Geometric Pillows
- Fabric Name: Crossing Smoke,
- Accent Fabric: Block Party Sterling
- Reversible Cushions
- Reversible Chaise
- VMN: U1731 GRAY

Available In:



BUBBA

SOFA, LOVE, 1.5 CHAIR



BUBBA SOFA

Pewter: 01-207C-01-4438
Parchment: 01-207C-01-4439

90"L x 39"W x 37"H



BUBBA LOVE

Pewter: 01-207C-02-4438
Parchment: 01-207C-02-4439

74"L x 39"W x 37"H



BUBBA 1.5 CHAIR

Pewter: 01-207C-03-4438
Parchment: 01-207C-01-4439A

58"L x 39"W x 37"H

FEATURES:

- Luxe Gray Textured Microfiber or Luxe Oatmeal Textured Microfiber
- Fabric Name: Alessio Pewter or Alessio Parchment
- Loose Seat, Loose Back
- Reversible Back Cushions
- VMN: U4438 PEWTER and U4439 PARCHMENT

Available In:





CLAYTON SOFA
01-207C-01-5345

90.5"L x 37"W x 37"H



CLAYTON LOVE
01-207C-02-5345

75.5"L x 37"W x 37"H



CLAYTON CHAIR
01-207C-03-5345

52"L x 37"W x 37"H

FEATURES:

- Gray Poly Chenille With Gray & White Woven Geometric Accent Pillows
- Fabric Name: Living Large Charcoal
- Accent Fabric: Block Party Mist
- Solid Wood Legs
- Reversible Back Cushions, Tight Seat
- VMN: U5345 GRAY

Available In:



CLAYTON

CLAYTON SECTIONAL



CLAYTON LHF CHAIR
01-207C-22-5350
47"L x 36.5"W x 37"H



CLAYTON RHF CHAIR
01-207C-12-5350
47"L x 36.5"W x 37"H



CLAYTON CORNER CHAIR
01-207C-34-5350
45"L x 45"W x 37"H



CLAYTON ARMLESS CHAIR
01-207C-32-5350
38"L x 36.5"W x 37"H



CLAYTON LHF CHAISE
01-207C-13-5350



CLAYTON RHF CHAISE
01-207C-23-5350



CLAYTON OTTOMAN
01-207C-05-5350
51"L x 40"W x 20"H



CLAYTON CONSOLE
01-207C-35-5350
18"L x 38"W x 24"H

CLAYTON LHF CHAISE BASE
01-207C-13-5350B
48"L x 65.5"W x 36.5"H

CLAYTON RHF CHAISE BASE
01-207C-23-5350B
48"L x 65.5"W x 36.5"H

The Clayton sectional is the perfect configuration for gathering friends and family. Featuring a soft heathered gray microfiber with subtle geometric gray cushions, and matching ottoman, it offers exceptional comfort and clean modern styling. Perfect for today's modern home.

FEATURES:

- Charcoal Microfiber with Gray & White Woven Geometric Accent Pillows
- Fabric Name: Jillian Graphite, Accent Fabric: Refracted Ebony
- Reversible Seats and Backs
- VMN: U5310 GRAPHITE

Available In:



CULLEN

CULLEN MODULAR SECTIONAL



U7007
GRAY



U7007
GRAY

Sink back and relax on this sumptuous modular sectional. With deep seats and reversible feather down, the Cullen features six pieces that configure multiple ways. Removable arms allow for reversible sectional configurations. Whether you're looking to build an armless couch or modern conversation pit, the versatile Cullen will meet your seating needs!



CULLEN REV ARM LOVE
01-206C-65-7007

75"L x 40"W x 36"H



CULLEN REV ARM CHAISE
01-206C-66-7007

44"L x 67"W x 36"H



CULLEN CORNER
01-206C-34-7007

40"L x 40"W x 36"H



CULLEN REV. ARM CHAIR
01-206C-64-7007

44"L x 40"W x 36"H



CULLEN ARMLESS LOVE
01-206C-31-7007

72"L x 40"W x 36"H



CULLEN ARMLESS CHAIR
01-206C-32-7007

36"L x 40"W x 36"H



CULLEN REVERSIBLE ARM
01-206C-00-7007



CULLEN OTTOMAN
01-206C-05-7007

41.34"L x 41.34"W x 18.9"H

FEATURES:

- Charcoal Microfiber
- Fabric Name: Jillian Graphite,
- Accent Fabric: Refracted Ebony
- Reversible Seats and Backs
- Modular Sectional:
 - 3 Pc Sectional (2 Rev Love, Corner)
 - 4 Pc Sectional (R Love, A/L Love, Chaise, Cnr)
- VMN: U7007 GRAY

Available In:



U7007
GRAY



KEATON SOFA
01-33C-01-5401

83"L x 37"W x 35"H



KEATON LOVE
01-33C-02-5401

59"L x 37"W x 35"H



KEATON CHAIR
01-33C-03-5401A

36"L x 37"W x 35"H

FEATURES:

- Gray Chenille Poly
- Fabric Name: Sanchez Pepper
- Tight Seat & Loose Back
- Solid Wood Legs
- VMN: U5401GRAY

Available In:



ANNIE

SOFA, LOVE, CHAIR



ANNIE SOFA
01-216-01-3039

81"L x 36"W x 34.5"H



ANNIE LOVE
01-216-02-3039

58"L x 36"W x 34.5"H



ANNIE CHAIR
01-216-03-3039

35.5"L x 36"W x 34.5"H

FEATURES:

- Warm Cream linen-look Poly
- Fabric: Moondance Flaxen
- Tight Seat & Loose Back
- Wooden Trim
- Solid Wood Legs
- VMN: SWU3039 FLAXEN

Available In:



ANNIE

2 PC SECTIONAL



ANNIE LHF SOFA

01-216-20-3039

87"L x 36.5"W x 33.5"H

ANNIE RHF SOFA

01-216-11-3039

52"L x 37"W x 33"H

FEATURES:

- Warm Cream linen-look Poly
- Fabric: Moondance Flaxen
- Tight Seat & Loose Back
- Wooden Trim
- Solid Wood Legs
- VMN: SWU3039 FLAXEN

Available In:





OASIS SOFA
01-207C-01-6327FA
90"L x 41"W x 39"H



OASIS LOVE
01-207C-02-6327FA
73"L x 41"W x 38"H



OASIS CHAIR
01-207C-03-6327FA
73"L x 41"W x 338"H

FEATURES:

- Cream Linen-Look Poly
- Fabric Name: Marcus Alabaster
- Reversible Cushions & Down Filled Accent Pillows
- Reversible Dacron Wrapped Seats, Option for Firm & Soft
- Slide & Lock Back
- Solid Wood Legs
- VMN: U6327 CREAM

Available In:



HUNTER

HUNTER COLLECTION



U8022
GRAY



HUNTER SOFA
Gray: 01-33C-01-8022
Brown: 01-33C-01-8020

84"L x 39"W x 39"H



HUNTER LOVE
Gray: 01-33C-02-8022
Brown: 01-33C-02-8020

62"L x 39"W x 39"H



U8020
BROWN



HUNTER OTTOMAN
Gray: 01-33C-05-8022
Brown: 01-33C-05-8020

33"L x 26"W x 20"H



HUNTER CHAIR
Gray: 01-33C-03-8022
Brown: 01-33C-03-8020

49"L x 38"W x 38"H



HUNTER RECLINER
Gray: 01-33C-11-8022
Brown: 01-33C-11-8020


38"L x 33"W x 39"H

The Hunter Collection is perfect for cabin, lodge and wildlife aficionados. Featuring a gorgeous chenille weave fabric featuring elk, fish, bears, leaves and canoes, this nailhead leather look microfiber collection is a fun 'great outdoor' themed accent piece. Pillows are reversible featuring the wildlife theme on one side, and base cloth on the other.

FEATURES:

- Leather-Look Poly & Lodge Accent Pillows
- Reversible Seats and Backs
- Hunter Pattern Reverses To Leather-Look
- Antiqued Nailhead Trim
- Solid Wood Bun Feet
- VMN U8022 GRAY & U8020 BROWN

Available In:



ELK RIVER

ELK RIVER COLLECTION



U9702A
GRAY



ELK RIVER SOFA
Gray: 01-33C-01-9702A
Brown: 01-33C-01-975

88"L x 36"W x 36"H



ELK RIVER LOVE
Gray: 01-33C-02-9702A
Brown: 01-33C-02-975

66"L x 36"W x 36"H



U9705A
BROWN



ELK RIVER CHAIR
Gray: 01-33C-03-9702A
Brown: 01-33C-03-975

44"L x 36"W x 36"H



ELK RIVER OTTOMAN
Gray: 01-33C-05-9702A
Brown: 01-33C-05-975

31"L x 24"W x 20"H

The Elk River Collection features a soft brown leather look fabric on an elegant rolled arm. Gold nail head accents and woven floral motif pillows give this traditional sofa set coordinated flair. Plush seating and wood bun feet provide comfort and style for your home.

FEATURES:

- Gray or Brown Leather-Look Poly & Accent Pillows
- Antiqued Nailhead Trim
- Solid Wood Bun Feet
- VMN U9702A GRAY & U9705A BROWN

Available In:



HUNTER

2 PC SECTIONAL



HUNTER RHF SOFA

01-33C-10-8020

59"L x 37"W x 39"H

HUNTER LHF SOFA


01-33C-20-8020

96"L x 37"W x 39"H

FEATURES:

- Brown Leather-Look Poly With Lodge Style Accent Pillows
- Reversible Seats and Backs
- Hunter Pattern Reverses To Leather-Look
- Antiqued Nailhead Trim
- Solid Wood Bun Feet
- VMN: U8020 BROWN

Available In:





RECLINING & MOTION

RAMSEY

RAMSEY RECLINING COLLECTION



M6013N
BROWN



RAMSEY SOFA

Choc Microfiber: 03-112C-01-6012
Brown PU: 03-112C-01-6013
Steel Microfiber: 03-112C-01-6014
Brown Rodeo Poly: 03-112C-01-6016

87"L x 38"W x 40"H



RAMSEY GLIDER RECLINER:

Choc Microfiber: 01-207C-03-6012
Brown PU: 03-112C-05-6013
Steel Microfiber: 03-112C-05-6014
BrownRodeo Poly: 03-112C-02-6016

42"L X 38"W X 40"H



M6014N
BELUGA STEELMICROFIBER



RAMSEY CONSOLE LOVE:

Choc Microfiber: 03-112C-02-6012
Brown PU: 03-112C-02-6013
Steel Microfiber: 03-112C-02-6014
Brown Rodeo Poly: 03-112C-02-6016

81"L X 38"W X 40"H



RAMSEY DUAL LOVE:

Choc Microfiber: 03-112C-02B-6012
Brown PU: 03-112C-02B-6013
Steel Microfiber: 03-112C-02B-6014
Brown Rodeo Poly: 03-112C-02B-6016

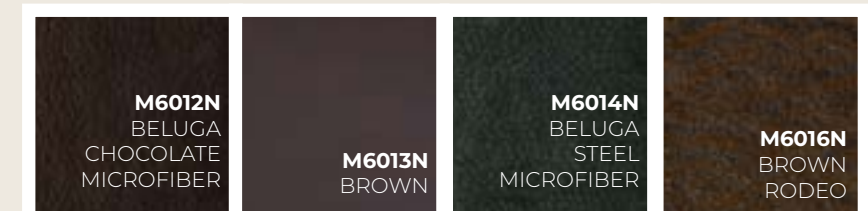
68"L X 38"W X 40"H

If comfort is what you're looking for, turn to the Ramsey Reclining Collection. Upholstered in soft, durable microfiber and constructed with dense 2.2 lb foam, pub backs, pillow-top arms, and barrel seats, this collection will cradle your body for blissful relaxation. The dual recline loveseat offers the option for a lift top console, making this collection a great option for home theater seating.

FEATURES:

- Available in 4 Fabric Choices
- Manual Reclining
- Lift Top Console Available for Loveseat
- Tight Seat, Loose Back
- Double-Linked S-Springs
- 2.2lb Quality Foam
- Kiln Dried Wood Frame

Available In:



ST JOHN
RECLINING SOFA, CONSOLE LOVE, GLIDER



ST JOHN RECLINING SOFA

Gray: 03-201-01-7626
Brown: 03-201-01-7625

85"L x 35"W x 40.5"H



ST JOHN CONSOLE LOVE

Gray: 03-201-02-7626
Brown: 03-201-02-7625

75"L x 35"W x 40.5"H



ST JOHN GLIDER RECLINER


Gray: 03-201-03-7626
Brown: 03-201-03-7625

41"L x 35"W x 40.5"H

FEATURES:

- Gray or Brown Leather-Look Fabric
- Manual Reclining
- Nailhead Accent
- Contrast Stitching
- Lift Top Console
- VMN: M7625 GRAY & M7625 BROWN

Available In:





ACCENT CHAIRS

MARVEL

ACCENT CHAIR



MARVEL SWIVEL BARREL CHAIR

Red: 02-201C-06-204

Chocolate: 02-201C-06-213

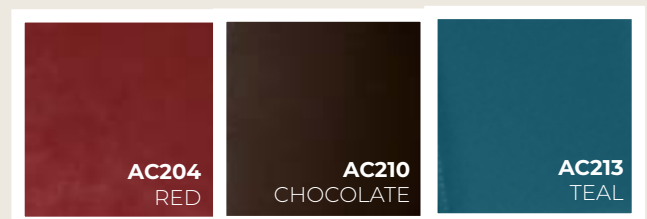
Teal: 02-201C-06-210

31"L x 31"W x 28"H

FEATURES:

- Leather-Look PU
- 360° Swivel Barrel Chair
- Swivel
- Webbing Seat Construction
- VMNS: AC204 RED, AC210 CHOCOLATE, AC213 TEAL

Available In:



GARNETT

ACCENT CHAIR



GARNETT ACCENT CHAIR

Black: 02-201-06-522

Red: 02-201-06-516

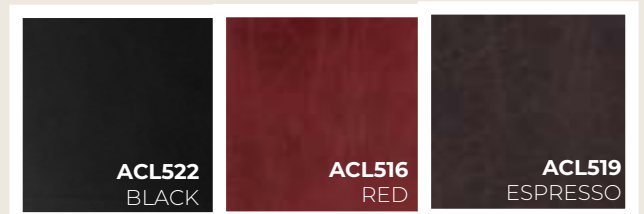
Espresso: 02-201-06-519

29"L x 32"W x 36"H

FEATURES:

- Crackle Leather-Look PU
- Pub Back
- Webbing Seat Construction
- Solid Wood Legs
- VMNS: ACL522 BLACK, ACL516 RED, ACL519 ESPRESSO

Available In:





HAYES ACCENT CHAIR

Slate: 03-185C-14-963

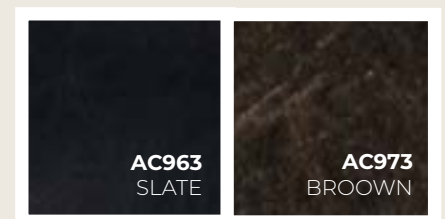
Brown: 03-185C-14-973

32"L x 27"W x 33"H

FEATURES:

- Breathable Leather-Look PU
- Swivel
- VMNS: AC963 SLATE, AC973 BROWN

Available In:



HAGEN

ACCENT CHAIR



HAGEN ACCENT CHAIR:

White: 03-185C-14-963

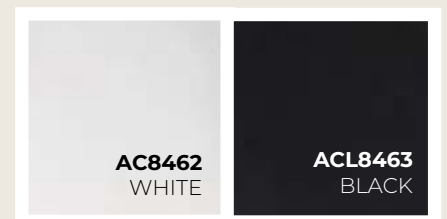
Black: 03-185C-14-973

28"L x 30"W x 33"H

FEATURES:

- Black Iron Frame
- Fiber Fill
- Top Grain Black Leather or White Canvas Upholstery
- VMNS: ACL8463 BLACK, ACL8462 WHITE

Available In:



EUGENE

ACCENT CHAIR



EUGENE ACCENT CHAIR

Brown: 02-108-06-0540


Black: 02-108-06-2769

25"L x 39"W x 39"H

FEATURES:

- Black Metal Frame/Top Grain Black Leather
- Brushed Steel Metal Frame/Top Grain Brown Leather
- Fiber Fill
- VMNS: ACL0540 BROWN, ACL2769 BLACK

Available In:



CORVALLIS

ACCENT CHAIR



CORVALLIS ACCENT CHAIR

Natural: 02-108-06-0440

Walnut: 02-108-06-0442

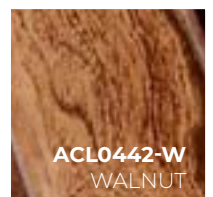
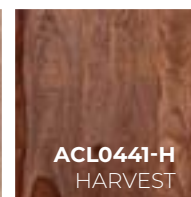
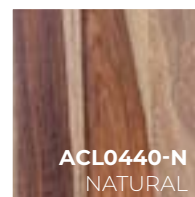
Harvest: 02-108-06-0441

26"L x 27"W x 32"H

FEATURES:

- Hand Stitched Leather
- Sheeshar or Acacia Solid Wood
- VMNS: ACL0440-N NATURAL, ACL0441-H HARVEST, ACL0442-W WALNUT

Available In:



GEONA SLING CHAIR



GEONA SLING CHAIR

04-108-83-174

27"L x 26"W x 30"H

FEATURES:

- Top Grain Leather
- Hand Stitched Leather
- Sustainably Harvested Wood
- Solid Sheesham Wood
- VMN: 174

Available In:



TORINO SLING CHAIR



TORINO SLING CHAIR


02-108-06-0175

27"L x 28"W x 30"H

FEATURES:

- Top Grain Leather
- Mango Wood
- VMN: L0175 BLACK

Available In:



MYRTLE CHAIR



MYRTLE ARM CHAIR

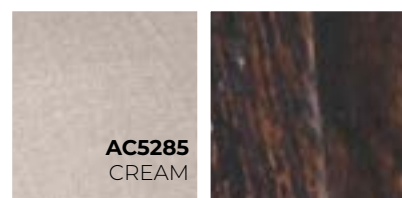
28"L x 34"W x 28"H

01-108-06-5285

FEATURES:

- Solid Mango Wood
- Espresso Stained
- VMN: AC5285 CREAM

Available In:



LEO CHAIR



LEO ACCENT CHAIR
01-168-06-3576

32.28"L x 31.89"W x 31.89"H

FEATURES:

- Gray High Pile Chenile Fabric
- VMN: AC3576 GRAY

Available In:



NOVA CHAIR



NOVA ACCENT CHAIR
01-168-06-3575

30.32"L x 30.71"W x 28.74"H

FEATURES:

- Gray High Pile Chenile Fabric
- VMN: AC3575 GRAY

Available In:



TADEO CHAIR



TADEO ACCENT CHAIR
01-225-06-5045

28"L x 25"W x 30"H

FEATURES:

- White Boucle Fabric
- VMN: AC5045 WHITE

Available In:





BEDROOM

URBAN BEDROOM



HC1425S01
NATURAL FINISH

URBAN BEDROOM



URBAN KING BED
HB/FB: 04-117-17-1429
RAILS/SLATS: 04-117-19-1429

80"L x 86"W x 50"H

URBAN QUEEN BED
HB/FB: 04-117-17-1425
RAILS/SLATS: 04-117-19-1425

64"L x 86"W x 50"H



URBAN 2 DWR NIGHTSTAND
04-117-04-1426

24"L x 16"W x 26"H



URBAN 6 DWR DRESSER
04-117-01-1427

65"L x 16"W x 31"H



URBAN MIRROR W/ FRAME
04-117-02-1435

60"L x 1"W x 28"H



URBAN 5 DWR CHEST
04-117-03-1432

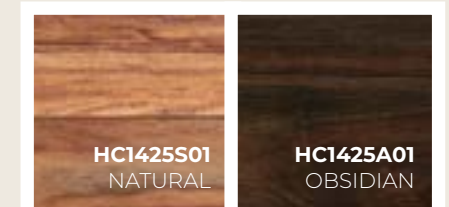
36"L x 16"W x 50.5"H

The Urban Collection's clean line styling is perfect for the modern home. Featuring select cuts of kiln dried sustainably sourced sheesham wood, its natural wax finish showcases the wood's unique variations in grain, texture and color. The Urban Collection features a full line of dining, bedroom, living room and accent pieces.

FEATURES:

- Finish: Natural or Obsidian
- Obsidian Finish Available for Direct Container
- Chests and Dressers Are Sturdy Compliant
- Sustainably Sourced, Solid Sheesham Wood
- Full Metal Glides on Drawers
- Acacia Wood Drawer, Sheesham Veneers

Available In:



(Direct Container Only)

SONORA BEDROOM



Made from solid sheesham wood, the Sonora Bedroom features an elegant two panel bed, framed drawer fronts, rustic gold hardware and traditional crown molding. The natural markings and rich color variation of natural sheesham wood are enhanced by hours of hand craftsmanship. A classic heritage collection built for many years of enjoyment.

SONORA BEDROOM



SONORA KING BED
HB/FB: 04-196-17-9740
Slats: 04-196-19-9740
Rails: 04-196-25-9740

88"L x 82.75"W x 54.5"H

SONORA QUEEN BED
HB/FB: 04-196-14-9740
Slats: 04-196-24-9740
Rails: 04-196-16-9740

67"L x 88"W x 54.5"H



SONORA 2 DWR NIGHTSTAND
04-196-04-9740

23.5"L x 17"W x 26.75"H



SONORA 7 DWR DRESSER
04-196-01-9740

65"L x 16"W x 31"H

SONORA MIRROR W/ FRAME
04-196-02-9740

60"L x 1"W x 28"H




SONORA 6 DWR CHEST
04-196-03-9740

36"L x 16"W x 50.5"H

FEATURES:

- Finish: Harvest
- Natural or Midnight Finishes are Available for Direct Container
- Sustainably Sourced, Solid Sheesham Wood
- Rustic Gold Hardware

Available In:



(Direct Container Only) (Direct Container Only)

TAHOE BEDROOM



SBA-9046N
NATURAL FINISH

The Tahoe Bed is made from beautiful solid sheesham wood. Handcrafted by artisans, it features four thick posts and a carved panel headboard. Sleep like a dream in this beautiful solid wood statement piece.

TAHOE BEDROOM



TAHOE KING BED
93"L x 86"W x 58"H

Harvest HB: 04-196-17-9046H
Harvest FB: 04-196-18-9046H
Harvest R/S: 04-196-19-9046H

Natural HB: 04-196-17-9046N
Natural FB: 04-196-18-9046N
Natural R/S: 04-196-19-9046N

TAHOE QUEEN BED
93"L x 70"W x 58"H

Harvest HB: 04-196-14-9046H
Harvest FB: 04-196-15-9046H
Harvest R/S: 04-196-16-9046H

Natural HB: 04-196-14-9046N
Natural FB: 04-196-15-9046N
Natural R/S: 04-196-16-9046N



TAHOE NIGHTSTAND
26"L x 16"W x 33"H

Harvest: 04-196-04-9075H
Natural: 04-196-04-9075N



TAHOE 6 DWR DRESSER
59"L x 18"W x 39"H

Harvest: 04-196-01-9049H
Natural: 04-196-01-9049N




TAHOE 6 DWR CHEST
39"L X 18"W X 53"H

Harvest: 04-196-03-9048H
Natural: 04-196-03-9048N

FEATURES:

- Finish: Natural and Harvest
- Midnight Finish Available for Direct Container
- Sustainably Sourced, Solid Sheesham Wood
- Handcrafted and Hand Joined

Available In:



(Direct Container Only)

KALISPELL BEDROOM



PDU-101
HARVEST FINISH

KALISPELL BEDROOM



KALISPELL KING BED
Harvest HB/FB: 04-196-17-2439
Harvest Sup/Slats: 04-196-25-2439
Harvest R/S: 04-196-19-2439

Natural HB/FB: 04-196-17-2419
Natural Sup/Slats: 04-196-25-2419
Natural R/S: 04-196-19-2419

82.5"L x 88"W x 58"H

KALISPELL QUEEN BED
Harvest HB/FB: 04-196-14-2439
Harvest Sup/Slats: 04-196-24-2439
Harvest R/S: 04-196-16-2439

Natural HB/FB: 04-196-14-2419
Natural Supp/Slats: 04-196-24-2419
Natural R/S: 04-196-16-2419

70"L x 88"W x 58"H



KALISPELL NIGHTSTAND
Harvest: 04-196-04-2439
Natural: 04-196-04-2419

25.5"L x 16"W x 26"H



KALISPELL 7 DWR DRESSER
Harvest: 04-196-01-2439
Natural: 04-196-01-2419

59"L x 198"W x 39"H

KALISPELL MIRROR
Harvest: 04-196-04-2439
Natural: 04-196-04-2419

59"L x 18"W x 39"H



KALISPELL 6 DWR CHEST
Harvest: 04-196-03-2439
Natural: 04-196-03-2419


39"L X 18"W X 53"H

The solid wood Kalispell Collection is an homage to the American Arts & Crafts movement. Handmade in India by artisans, this collection celebrates quality craftsmanship and the beautiful, rich grain of sheesham wood. Hammered black metal hardware and tapered lines add architectural detail to this classic wood collection.

FEATURES:

- Finish: Natural and Harvest
- Midnight Finish Available for Direct Container
- Sustainably Sourced, Solid Sheesham Wood
- Handcrafted and Hand Joined

Available In:



(Direct Container Only)

FALL RIVER BEDROOM

FALL RIVER BEDROOM



HC4482S01
OBSIDIAN FINISH



FALL RIVER KING BED
HB/FB: 04-117-17-4482
Rails/Slats: 04-117-19-4482

82"L X 85"W X 56"H

FALL RIVER QUEEN BED
HB/FB: 04-117-14-4482
Rails/Slats: 04-117-16-4482

66"L X 85"W X 56"H



FALL RIVER NIGHTSTAND
04-117-04-4475

26"L x 18"W x 24"H



FALL RIVER 6 DWR DRESSER
04-117-01-4478

68"L x 18"W x 36"H

FALL RIVER MIRROR
04-117-02-4434

39"L x 1"W x 39"H



FALL RIVER 6 DWR CHEST
04-117-03-4477


36"L X 18"W X 36"H

The Fall River Bedroom Collection features a dark walnut finish, elegant clean lines and delicate tapered legs. Handmade from solid sheesham wood, this contemporary chic collection is a perfect fit for today's modern home.

FEATURES:

- Finish: Obsidian
- Natural Finish Available for Direct Container
- Solid Sheesham Wood
- Full Metal Glides on Drawers
- Acacia Wood Drawers with Sheesham Veneers

Available In:



(Direct Container Only)

FUSION BEDROOM



B6750
NATURAL



FUSION BEDROOM



FUSION KING BED
82"L X 85"W X 56"H

Natural HB/FB/Slats: 04-117-17-6750N
Natural Rails: 04-117-19-6750N

FUSION QUEEN BED
66"L X 83.8"W X 50.4"H

Natural HB/FB/Slats: 04-117-14-6750N
Natural Rails: 04-117-16-6750N



FUSION NIGHTSTAND
26"L x 18"W x 26"H

Natural: 04-117-04-6750N



FUSION 6 DWR DRESSER
64"L x 18"W x 35"H

Natural: 04-117-01-6750N

FUSION MIRROR
55"L x 1"W x 35"H

Natural: 04-117-02-6570N



FUSION 5 DWR CHEST
36"L X 18"W X 52"H

Natural: 04-117-03-6750N

The solid sheesham Fusion Bedroom Set is an heirloom quality mid-century modern collection. Built solidly, each piece is designed to stand up to modern life. With an elegant curved headboard and tapered legs, the craftsmanship and beauty of this solid wood collection is truly evident.

FEATURES:

- Finish: Natural
- Obsidian Finish is Available on Direct Container
- Curved Seat & Back
- Beveled Edge
- Full Metal Glides on Drawers
- Solid Sheesham Wood

Available In:



(Direct Container Only)

BALI BEDROOM



SB-CBD-B
BLACK

This beautiful wood bed is hand carved from solid mango wood by artisans. Featuring a traditional Balinese floral motif, this elegant bed is a piece of art.

BALI BEDROOM



BALI QUEEN BED
84"L X 63"W X 69"H

Black HB/FB: 04-196-14-CBDB
Black R/S: 04-196-15-CBDB
White HB/FB: 04-196-14-CBD
White R/S: 04-196-15-CBD



BALI NIGHTSTAND
20"L x 17.5"W x 24.3"H

Black: 04-196-04-BCC01
White: 04-196-04-BCC01/WHT




BALI SIDEBOARD
65"L X 16.5"W X 36"H

Black: 07-196-06-BCC03
White: 07-196-06-BCC03/WHT

FEATURES:

- Finish: Black & White
- Handcarved
- Solid Mango Wood

Available In:



DAHLIA BEDROOM



DAHLIA QUEEN BED

HB/FB: 04-196-15-8436

R/S: 04-196-16-8436

84"L X 63"W X 69"H



DAHLIA NIGHTSTAND

04-196-04-BCC02

22"L x 15.25"W x 26"H



DAHLIA SIDEBOARD

07-196-06-8436

65"L X 16.5"W X 36"H

FEATURES:

- Finish: Brown
- Handcarved Floral Motif
- Solid Mango Wood
- Light Distressing

Available In:



CROSSROADS BEDROOM



CROSSROADS KING BED

HB: 04-196-17-C02H
 FB: 04-196-18-C02H
 R/S: 04-196-19-C02H

84.5"L x 90"W X 63"H

CROSSROADS QUEEN BED

HB: 04-196-14-C01H
 FB: 04-196-15-C01H
 R/S: 04-196-16-C01H

67"L x 90"W X 63"H



CROSSROADS NIGHTSTAND

04-196-04-C03H

26"L x 16"W x 33"H



CROSSROADS 7 DWR DRESSER

04-196-01-C04H

59"L x 18"W x 39"H

CROSSROADS MIRROR

04-196-02-C06H

59"L x 18"W x 39"H



CROSSROADS 7 DWR CHEST


04-196-05-C05H

39"L X 18"W X 53"H

FEATURES:

- Finish: Harvest
- Natural and Midnight Finishes Available for Direct Container
- Sustainably Sourced, Solid Sheesham Wood
- Full Metal Glides on Dresser and Chest
- Handcrafted and Hand Joined

Available In:



(Direct Container Only) (Direct Container Only)



DINING

SONORA DINING



MIDNIGHT

Made from solid honey colored sheesham wood, the Sonora Dining Table features hours of handcraftsmanship. With beautiful beveling around the table top and elegant tapered legs, it showcases the natural markings and rich color variation of natural sheesham wood. A heritage piece built for many years of dining enjoyment.

SONORA DINING



SONORA DINING TABLE

Harvest: 07-116-01-801H
Midnight: 07-116-01-801M

79.5"L x 40"W x 31"H



SONORA DINING CHAIR

Harvest: 07-116-02-806H
Midnight: 07-116-02-806M

**Set of 2 in a box*

23"L x 17.5"W x 40"H



SONORA DINING BENCH

Harvest: 07-116-13-802H
Midnight: 07-116-13-802M

62"L x 15"W x 19"H



SONORA SIDEBOARD


Harvest: 07-116-06-803H

59"L x 18"W x 36"H
**Only available in harvest*

FEATURES:

- Finish: Harvest & Midnight
- Natural Finish Available for Direct Container
- Sustainably Sourced, Solid Sheesham Wood
- Beveled Edges
- Matching Bedroom

Available In:



(Direct Container Only)

KALISPELL DINING



KALISPELL DINING



KALISPELL RECTANGLE DINING TABLE

Harvest: 07-196-01-2439
Natural: 07-196-01-2419

80"L x 40"W x 31"H



KALISPELL DINING CHAIR

Harvest: 07-196-02-2439
Natural: 07-196-02-2419

**Set of 2 in a box*

19"L x 22"W x 40"H



KALISPELL DINING BENCH

Harvest: 07-196-13-2439
Natural: 07-196-13-2419

70"L x 15"W x 18"H



KALISPELL SIDEBOARD

Harvest: 07-196-06-2439
Natural: 07-196-06-2419

60"L x 16"W x 36"H



KALISPELL BAR CABINET

Harvest: 07-196-30-2439
Natural: 07-196-30-2419


44"L x 14"W x 34"H

The solid wood Kalispell Collection is an homage to the American Arts & Crafts movement. Handmade in India by artisans, this collection celebrates quality craftsmanship and the beautiful, rich grain of sheesham wood. Hammered black metal hardware and tapered lines add architectural detail to this classic wood collection.

FEATURES:

- Finish: Harvest & Natural
- Midnight Finish Available for Direct Container
- Sustainably Sourced, Solid Sheesham Wood
- Handcrafted & Hand Joined

Available In:



(Direct Container Only)

TAHOE DINING



TAHOE DINING



TAHOE DINING TABLE

Harvest: 07-196-01-9015H
Natural: 07-196-01-9015

72"L x 40"W x 30"H



**TAHOE DINING TABLE
W/ 2 20" EXTENSIONS**

Harvest: 07-196-01-9039H
Natural: 07-196-01-9039

72"L x 37"W x 30"H



TAHOE DINING CHAIR

Harvest: 07-196-02-9017H
Natural: 07-196-02-9017

** Set of 2 in a box*

18"L x 18"W x 42"H



TAHOE DINING BENCH

Harvest: 07-196-13-9016H
Natural: 07-196-13-9016


54"L x 16"W x 18"H

The Tahoe Dining Collection is individually handcrafted and carefully hand joined with unique graining and color on each piece. Constructed with solid Sheesham, the carved detailing creates a timeless design. Handcrafted and carefully hand joined, the unique graining and color on each highlights the natural character.

FEATURES:

- Finish: Harvest & Natural
- Midnight Finish Available for Direct Container
- Sustainably Sourced, Solid Sheesham Wood
- Handcrafted & Hand Joined

Available In:



(Direct Container Only)

TAHOE COUNTER HEIGHT DINING



TAHOOE 54" GATHERING TABLE

Harvest: 07-196-08-9027HL
Natural: 07-196-08-9027NL

54"L x 54"W x 36"H



TAHOOE 40" GATHERING TABLE

Harvest: 07-196-08-9027H
Natural: 07-196-08-9027N

40"L x 40"W x 36"H



TAHOE COUNTER CHAIR

Harvest: 07-196-02-9026H
Natural: 07-196-02-9026N

** Set of 2 in a box*

18"L x 18"W x 43"H



TAHOE BAR CHAIR

Harvest: 07-196-24-1114H
Natural: 07-196-24-1114


** Set of 2 in a box*

18"L x 18"W x 48"H

FEATURES:

- Finish: Harvest & Natural
- Midnight Finish Available for Direct Container
- Sustainably Sourced, Solid Sheesham Wood
- Handcrafted & Hand Joined

Available In:



HARVEST

NATURAL

MIDNIGHT

(Direct Container Only)

FUSION DINING



FUSION DINING



FUSION DINING TABLE
07-117-01-6730
71"L x 39.5"W x 30"H



FUSION DINING CHAIR
07-117-02-6731
** Set of 2 in a box*
18"L x 18"W x 33"H



FUSION DINING BENCH
07-117-13-6730
51"L x 15.2"W x 18"H



FUSION SIDEBOARD
07-117-06-6735N
67"L x 18"W x 30"H




FUSION BAR CABINET
07-117-30-6734N
31.88"L x 20.07"W x 44.88"H

The solid sheesham Fusion Dining Set is an heirloom quality mid-century modern collection. Built solidly, each piece is designed to stand up to modern life. With elegant curved chair backs and seat and tapered edges on the dining table, the craftsmanship and beauty of this solid wood collection is truly evident.

FEATURES:

- Finish: Natural
- Obsidian Finish Available for Direct Container
- Curved Seat & Back on Chair
- Beveled Edge
- Solid Sheesham Wood

Available In:



(Direct Container Only)

MANZANITA DINING



MANZANITA DINING



70"

MANZANITA 70" LIVE EDGE TABLE TOP

Natural Acacia: 07-196-01-7010
Harvest Sheesham: 07-196-01-7040
Midnight Sheesham: 07-196-01-7030

70"L x 40"W x 30"H



**X DINING
TABLE BASE**
07-196-26-7DXL



82"

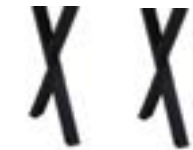
MANZANITA 82" LIVE EDGE TABLE TOP

Natural Acacia: 07-196-01-DT82N
Harvest Sheesham: 07-196-01-DT82H
Midnight Sheesham: 07-196-01-DT82M

82"L x 40"W x 30"H



**DOUBLE U
DINING TABLE BASE**
07-196-26-7DWL



**Y DINING
TABLE BASE**
07-196-26-7DYL



X BENCH BASE
07-196-32-BNXL



**DOUBLE U
BENCH BASE**
07-196-32-BNWL



**Y DINING
BENCH BASE**
07-196-32-BNYL

MANZANITA BENCH TOP

Natural Acacia: 07-196-13-BN58N
Harvest Sheesham: 07-196-13-BN58H
Midnight Sheesham: 07-196-13-BN58M

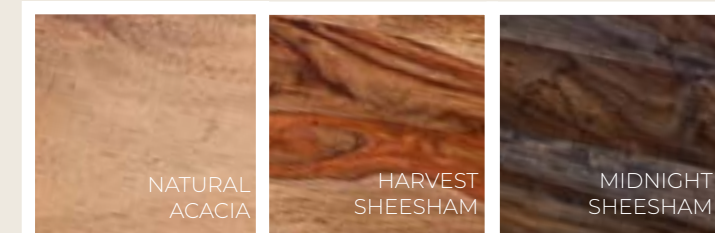
70"L x 40"W x 30"H

The Manzanita Collection is crafted from solid wood and architectural metal bases. Each piece is interchangeable and made to mix and match. Made from rich acacia or sheesham wood, these solid wood pieces features a variety of grain, color and texture. Each piece is truly one-of-a-kind.

FEATURES:

- 3 Finishes: Natural Acacia, Harvest, Sheesham, Midnight Sheesham
- Create Your Own Look
- True Live Edges

Available In:



URBAN DINING



URBAN DINING



**URBAN SMALL 52" DINING TABLE
W/ 24" BUTTERFLY LEAF**
07-117-01-1126

52"L x 40"W x 30"H



**URBAN 72" DINING TABLE
W/ 24" BUTTERFLY LEAF**
07-117-01-1127

72"L x 40"W x 30"H



**URBAN 82" DINING TABLE
W/ DOUBLE BUTTERFLY LEAF**
07-117-01-1129

80"L x 40"W x 30"H



URBAN DINING CHAIR
07-117-02-1128
** Set of 2 in a box*

18"L x 18"W x 35"H



URBAN DINING BENCH
07-117-13-1402

62"L x 14"W x 18"H



URBAN BAR CABINET
04-117-30-1126

20"D x 32"W x 45"H



URBAN SIDEBOARD
07-117-20-1422


16"D x 40"W x 33"H

The Urban Collection's clean line styling is perfect for the modern home. Featuring select cuts of kiln dried sustainably sourced sheesham wood, its natural wax finish showcases the wood's unique variations in grain, texture and color. The Urban Collection features a full line of dining, bedroom, living room and accent pieces

FEATURES:

- Finish: Natural
- Obsidian Finish available for Direct Container
- Sustainably Sourced, Solid Sheesham Wood

Available In:



(Direct Container Only)

FALL RIVER DINING



OBSIDIAN

The Fall River Dining Collection features a black walnut finish, elegant clean lines and delicate tapered legs. Handmade from solid sheesham wood, this contemporary chic collection is a perfect fit for today's modern home.

FALL RIVER DINING



FALL RIVER DINING TABLE
70"L x 36"W x 30"H

07-117-01-4895



FALL RIVER ROUND DINING TABLE
44.88"L x 44.88"W x 30"H

07-117-01-4896



FALL RIVER SIDEBOARD
67"L x 17.5"W x 30.5"H

07-117-30-4436



FALL RIVER DINING CHAIR
18"L x 18"W x 35"H
**Set of 2 in a box*

07-117-02-1128A



FALL RIVER DINING BENCH
60"L x 14"W x 18"H

07-117-13-4898



FALL RIVER BAR CABINET
31.8"L x 20"W x 44.88"H

07-117-30-4896

FEATURES:

- Finish: Obsidian
- Natural Finish available for Direct Container
- Tapered legs
- Sustainably Sourced Solid Sheesham Wood

Available In:



OBSIDIAN

NATURAL

(Direct Container Only)

FALL RIVER COUNTER HEIGHT DINING



FALL RIVER COUNTER TABLE W/EXTENSION

07-117-08-14240

42"L x 42"W x 36"H



FALL RIVER COUNTER HEIGHT CHAIR

07-117-11-14040

** Set of 2 in a box*


3

17"L x 17"W x 39"H

FEATURES:

- Finish: Obsidian
- Solid Sheesham Wood

Available In:



PORTOLA DINING



PORTOLA DINING TABLE

Walnut: 07-108-01-0021WW
Natural: 07-108-01-0021NT

70"L x 36"W x 30"H



PORTOLA DINING CHAIR

Walnut: 07-108-02-0022
** Set of 2 in a box*

19"L x 22"W x 34"H



PORTOLA DINING BENCH

Walnut: 07-108-13-0022

55"L x 16"W x 18"H



PORTOLA SIDEBOARD


Walnut: 07-108-06-0022

58"L x 17"W x 30"H

FEATURES:

- Finish: Harvest and Natural
- Sustainably Sourced, Solid Acacia Wood

Available In:



BERKSHIRE DINING



BERKSHIRE DINING TABLE

07-117-01-6643

80"L x 40"W x 76"H



BERKSHIRE DINING CHAIR

07-117-02-6643

** Set of 2 in a box*

18"L x 18"W x 39"H



BERKSHIRE BOOKCASE

10-117-01-6643

37"L x 16"W x 67"H



BERKSHIRE SIDEBOARD

07-117-06-6643

53"L x 16"W x 33"H



BERKSHIRE BAR


07-117-30-6643

45"L x 18"W x 39"H

FEATURES:

- Finish: Natural
- Rustic Wirebrush
- Metal Drawer Glides on Bookcase, Sideboard and Bar
- 6 Drawers in Dining Table
- Sustainably Sourced, Solid Mango Wood
- Barndoor Design

Available In:



UDO DINING



UDO DINING TABLE

07-108-01-8791

80"L x 40"W x 30"H



UDO BENCH

07-108-13-8791

58"L x 16"W x 18"H



UDO SIDEBOARD

07-108-06-8791

69"L x 18"W x 32"H

KIER DINING CHAIR IS A GREAT MATCH FOR THIS SET

FEATURES:

- Finish: Walnut
- Two Tone, Wirebrush Finish
- Sustainably Sourced, Solid Mango Wood
- Kier Chair is a Great Match

Available In:



COBURG TABLE

FEATURES:

- Fluted Wood Base
- Solid Mango Wood



COBURG TABLE
Top: 07-204C-02-D231
Base: 07-204C-02-D590

95"L x 40"W x 30"H

Available In:



PETRA TABLE

FEATURES:


- Fluted Apron
- Solid Mango Wood
- Pin Legs



PETRA TABLE
07-108-01-2345

90"L x 35"W x 30"H

Available In:



ENNA CHAIR



ENNA CHAIR

Gray: 07-204C-02-D231

Tan: 07-204C-02-D590

** Set of 2 in a box*

18.5"L x 20"W x 37"H

FEATURES:

- Gray or Tan Linen-Look Poly
- Black Solid Wood Legs
- Fully Assembled

Available In:



VERONA CHAIR



VERONA CHAIR

Gray: 07-204C-02-552

Brown: 07-204-02-1553

** Set of 2 in a box*

18"L x 20"W x 36"H

FEATURES:

- Gray or Brown PU
- Black Solid Wood Legs
- Fully Assembled

Available In:



PRATO CHAIR



PRATO CHAIR

07-204C-02-D681


** Set of 2 in a box*

20"L x 20"W x 35"H

FEATURES:

- Gray Linen-Look Poly
- Espresso Solid Wood Legs
- Fully Assembled

Available In:



KIER CHAIR



KIER CHAIR

07-108-02-8742

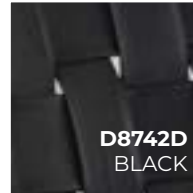
**Set of 2 in a box*

20.3"L x 25"W x 33"H

FEATURES:

- Black Basket Woven Leather
- Solid Mango Wood Frame
- Fully Assembled

Available In:



TOLUCA CHAIR



VERONA CHAIR

07-218-02-3669


**Set of 2 in a box*

17"L x 23.5"W x 33.5"H

FEATURES:

- Fabric: Saddle Brown Leather
- Black Metal Legs
- Seat Back: Leather Corset Lacing

Available In:



MALIN CHAIR



MALIN CHAIR

Brown: 07-218-02-3406

Gray: 07-218-02-3407


**Set of 2 in a box*

19.25"L x 21.75"W x 33.5"H

FEATURES:

- Fabric: Brown or Gray Leather
- Black Metal Legs
- Frange Edge Seat & Back

Available In:




VERACRUZ STOOL



FEATURES:

- Fabric: Saddle Brown Leather
- Black Metal Legs
- Caned Seat & Back
- Basket-woven Leather
- Gold Grommets on Back

Available In:



VERACRUZ BAR STOOL

07-218-24-2716
* Set of 4 in a box

18"L x 20"W x 41.5"H

VERACRUZ COUNTER STOOL

07-218-09-2719
* Set of 4 in a box

19.5"L x 20"W x 36"H

POLARIS STOOL



FEATURES:

- Finish: Gray or Brown
- Brown or Gray leather Seat
- Black Metal Base

Available In:



POLARIS BAR STOOL

Gray: 02-218-10-6795
Brown: 02-218-10-6796

15"L x 15"W x 30"H

POLARIS COUNTER STOOL

Gray: 02-218-11-6795
Brown: 02-218-11-6796

15"L x 15"W x 24"H

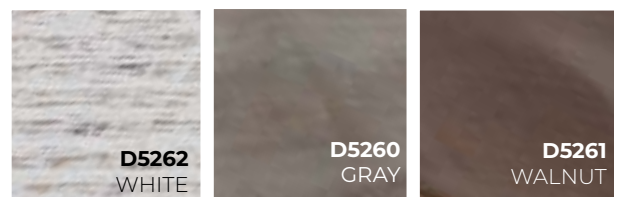
CUBE STOOL

FEATURES:

- White Wash, Gray Wash or Walnut Solid Mango Wood
- Gray or Black Metal Legs
- Fully Assembled



Available In:



CUBE BAR STOOL

Gray: 07-108-24-5260
Walnut: 07-108-24-5261
White: 07-108-24-5262

16"L x 14"W x 30"H

CUBE COUNTER STOOL

Gray: 07-108-10-5260
Walnut: 07-108-10-5261
White: 07-108-10-5262

16"L x 14"W x 24"H

YUKI COUNTER HEIGHT DINING



YUKI COUNTER HEIGHT TABLE

White: 07-108-08-8653

Black: 07-108-08-8654

42"L x 24"W x 36"H



YUKI COUNTER HEIGHT STOOL

White: 07-108-10-8653

Black: 07-108-10-8654


**Set of 4 in a box*

17"L x 16"W x 24"H

FEATURES:

- Finish: White & Black
- Solid Mango Wood
- Metal Legs

Available In:





ACCENTS &
OCCASIONAL TABLES



FUSION OCCASIONAL



FUSION TV STAND

06-117-03-6733N

64"L x 16"W x 22"H



FUSION CONSOLE TABLE

05-117-10-6742N

54"L x 16"W x 30"H



FUSION COFFEE TABLE

05-117-02-6740N

46"L x 26"W x 18"H



FUSION END TABLE


05-117-07-6741N

22"L x 22"W x 22"H

FEATURES:

- Finish: Natural or Obsidian
- Obsidian Finish Available for Direct Container
- Sustainably Sourced, Solid Sheesham Wood
- Matching Bedroom & Dining Collections

Available In:



(Direct Container Only)



ELLIPSE OCCASIONAL



ELLIPSE END TABLE

05-194-08-7411

** Set of 2 in a box*

18"L x 24"W x 26"H



ELLIPSE COFFEE TABLE

05-194-20-7410G

51"L x 23.5"W x 18"H



ELLIPSE CONSOLE TABLE


05-194-20-7741

70"L x 16"W x 30"H

FEATURES:

- Finish: Brown
- Solid Acacia Wood
- End Table - 2 To A Box

Available In:





FALL RIVER OCCASIONAL



FALL RIVER RECLINER TABLE

05-117-01-4496

16"L x 24"W x 24"H



FALL RIVER C-TABLE

05-117-12-4421

** Set of 2 in a box*

15"L x 15"W x 26"H



FALL RIVER DESK


05-117-05-4881O

44"L x 22"W x 30"H

FEATURES:

- Finish: Obsidian
- Sustainably Sourced, Solid Sheesham Wood
- Tapered Legs
- Matching Bedroom & Dining Collections

Available In:





FALL RIVER OCCASIONAL



FALL RIVER END TABLE

Natural: 05-117-25-4424
Obsidian: 05-117-25-4897

22"L x 22"W x 24"H



FALL RIVER COFFEE TABLE

Natural: 05-117-02-4423
Obsidian: 05-117-02-4896

46"L x 24"W x 18"H



FALL RIVER CONSOLE TABLE


Natural: 05-117-10-4428
Obsidian: 05-117-10-4435

50"L x 14"W x 30"H

FEATURES:

- Finish: Natural or Obsidian
- Sustainably Sourced, Solid Sheesham Wood
- Matching Bedroom & Dining Collections

Available In:



(Direct Container Only)



FALL RIVER BOOKCASES



FALL RIVER 2 TIER BOOKCASE

10-117-01-4497

22"L x 12"W x 24"H



FALL RIVER 4 TIER BOOKCASE

10-117-01-4879

22"L x 12"W x 48"H



FALL RIVER 6 TIER BOOKCASE


10-117-01-4880

22"L x 12"W x 70.5"H

FEATURES:

- Finish: Obsidian
- Natural Available for Direct Container
- Sustainably Sourced, Solid Sheesham Wood
- Handcrafted
- Matching Bedroom & Dining Collections

Available In:



(Direct Container Only)



PORTOLA OCCASIONAL



PORTOLA CUBE TV STAND

Walnut: 06-108-03-1259

Natural: 06-108-03-1012

33.5"L x 12"W x 24"H



PORTOLA TV STAND

Walnut: 06-108-03-1259

Natural: 06-108-03-1012

46"L x 17"W x 24"H



PORTOLA CONSOLE TABLE

Walnut: 05-108-10-5022

Natural: 05-108-10-5023

46"L x 16"W x 32"H



PORTOLA CUBE CONSOLE TABLE

Walnut: 05-108-10-1259


Natural: 05-108-10-1012

45.5"L x 15.75"W x 30"H

FEATURES:

- Finish: Walnut or Natural
- Sustainably Sourced, Solid Acacia Wood
- Matching Dining Collection

Available In:





PORTOLA OCCASIONAL



PORTOLA END TABLE

Walnut: 05-108-07-5023
Natural: 05-108-07-5034

22"L x 22"W x 22"H



PORTOLA RECLINER TABLE

Walnut: 05-108-15-2024
Natural: 05-108-15-2045

28"L x 14"W x 22.5"H



PORTOLA COFFEE TABLE

Walnut: 05-108-02-5021
Natural: 05-108-02-5012

48"L x 24"W x 18"H



PORTOLA SQUARE COFFEE TABLE


Walnut: 05-108-02-5014W
Natural: 05-108-02-5013N

32"L x 32"W x 18"H

FEATURES:

- Finish: Walnut or Natural
- Chamfered Edges
- Sustainably Sourced, Solid Acacia Wood
- Matching Dining Collection

Available In:





PORTOLA OCCASIONAL



PORTOLA C TABLE

Walnut: 05-108-12-5026W

Natural: 05-108-12-5025N

** Set of 2 in a box*

15"L x 15"W x 26"H



PORTOLA PLANT STAND

Walnut: 09-108-07-1111

Natural: 09-108-07-1012

12"L x 12"W x 26"H



PORTOLA DESK

Walnut: 04-108-23-0090


Natural: 04-108-23-9190

49.5"L x 20"W x 31.5"H

FEATURES:

- Finish: Harvest or Natural
- Chamfered Edges
- Sustainably Sourced, Solid Acacia Wood
- Matching Dining Collection

Available In:





PORTOLA BOOKCASES



PORTOLA 2 TIER BOOKCASE

Walnut: 10-108-01-1212

Natural: 10-108-01-7212

22"L x 12"W x 24"H



PORTOLA 4 TIER BOOKCASE

Walnut: 10-108-01-1222

Natural: 10-108-01-7222

22"L x 12"W x 48"H



PORTOLA 6 TIER BOOKCASE

Walnut: 10-108-01-1232


Natural: 10-108-01-7232

22"L x 12"W x 70.5"H

FEATURES:

- Finish: Walnut or Natural
- Sustainably Sourced, Solid Acacia Wood
- Matching Dining Collection

Available In:





SONORA END TABLE

05-196-07-9740

24"L x 24"W x 24"H



SONORA ROUND END TABLE

05-196-08-9740

22"L x 22"W x 23"H



SONORA COFFEE TABLE

05-196-13-9740

48"L x 24"W x 18"H



SONORA ROUND COFFEE TABLE


05-196-03-9740

35"L x 35"W x 18"H

FEATURES:

- Finish: Harvest
- Natural and Midnight Finishes available for Direct Container
- Sustainably Sourced, Solid Sheesham Wood
- Beveled Edges
- Matching Bedroom & Dining Collections

Available In:



(Direct Container Only) (Direct Container Only)



SONORA OCCASIONAL



SONORA RECLINER TABLE

05-196-26-9740

16"L x 24"W x 24"H



SONORA CONSOLE TABLE

05-196-10-9740

48"L x 18"W x 30"H



SONORA TV STAND


05-196-03-9740

59"L x 18"W x 36"H

FEATURES:

- Finish: Harvest
- Natural & Midnight Finish available for Direct Container
- Sustainably Sourced, Solid Sheesham Wood
- Beveled Edges

Available In:



(Direct Container Only) (Direct Container Only)



KALISPELL OCCASIONAL



KALISPELL RECLINER TABLE

Harvest: 05-196-26-2439
Natural: 05-196-26-2419

24"L x 24"W x 24"H



KALISPELL END TABLE

Harvest: 05-196-07-2439
Natural: 05-196-07-2419

24"L x 24"W x 24"H



KALISPELL COFFEE TABLE

Harvest: 05-196-13-2439
Natural: 05-196-13-2419

48"L x 24"W x 18"H



KALISPELL CONSOLE TABLE

Harvest: 05-196-10-2439
Natural: 05-196-10-2419

48"L x 16"W x 30"H



KALISPELL TV STAND

Harvest: 05-196-03-2439
Natural: 05-196-03-2419

65"L x 16"W x 24"H

FEATURES:

- Finish: Harvest & Natural
- Midnight Finish available for Direct Container
- Sustainably Sourced, Solid Sheesham Wood
- Handcrafted & Hand Joined
- Flared Legs

Available In:



(Direct Container Only)



KALISPELL TRUNK
Harvest: 04-196-12-2439

40"L x 24"W x 18"H



KALISPELL TRUNK
Natural: 04-196-12-2419

40"L x 24"W x 18"H



KALISPELL TRUNK
Midnight: 04-196-12-2429

40"L x 24"W x 18"H

FEATURES:

- Finish: Harvest, Natural and Midnight
- Sustainably Sourced, Solid Sheesham Wood
- Handcrafted & Hand Joined
- Hammered Hardware
- Magnetic Closure
- Flared Legs

Available In:





BAUHAUS OCCASIONAL



BAUHAUS SIDEBOARD

07-162-06-0163

63"L x 18"W x 30"H



BAUHAUS TV STAND

06-162-03-0160

60"L x 16"W x 21"H



BAUHAUS BAR CABINET


07-162-30-0160

43"L x 18"W x 55"H

FEATURES:

- Finish: Natural
- Horizontal & Vertical Architectural Slat Design
- Sustainably Sourced, Solid Acacia Wood
- Contrasting Black Metal Legs

Available In:





TAHOE OCCASIONAL



TAHOE 12 GLASS CABINET

Harvest: 05-196-26-1085H
Natural: 05-196-26-1085N

21"L x 14"W x 29"H



TAHOE END TABLE

Harvest: 05-196-24-9010H
Natural: 05-196-24-9010N

24"L x 24"W x 24"H



TAHOE COFFEE TABLE

Harvest: 05-196-01-9011H
Natural: 05-196-01-9011N

48"L x 24"W x 18"H



TAHOE CONSOLE TABLE

Harvest: 05-196-10-9012H
Natural: 05-196-10-9012N

48"L x 18"W x 30"H



TAHOE TV STAND


Harvest: 05-196-20-23147H
Natural: 05-196-20-23147

64"L x 18"W x 28"H

FEATURES:

- Finish: Harvest & Natural
- Midnight Finish Available for Direct Container
- Sustainably Sourced, Solid Sheesham Wood
- Handcrafted & Hand Joined

Available In:



(Direct Container Only)



URBAN OCCASIONAL



**URBAN SMALL ROUND
END TABLE**

05-117-08-1439

20"L x 20"W x 20"H

**URBAN LARGE ROUND
END TABLE**

05-117-07-1450

22"L x 22"W x 22"H



**URBAN SMALL ROUND
COFFEE TABLE**

05-117-03-1440

30"L x 30"W x 16"H

**URBAN LARGE ROUND
COFFEE TABLE**

05-117-02-1450

36"L x 36"W x 18"H



URBAN RECLINER TABLE

07-117-07-2922

30"L x 30"W x 16"H



URBAN DESK

10-117-05-8058N

44"L x 22"W x 30"H



URBAN C TABLE

05-117-12-1436


** Set of 2 in a box*

15"L x 15"W x 26"H

FEATURES:

- Finish: Natural
- Obsidian Finish Available for Direct Container
- Sustainably Sourced, Solid Sheesham Wood

Available In:



(Direct Container Only)



URBAN BOOKCASES



URBAN 2 TIER BOOKCASE

10-117-01-4498

22"L x 12"W x 24"H



URBAN 4 TIER BOOKCASE

10-117-01-8056

22"L x 12"W x 48"H



URBAN 6 TIER BOOKCASE

10-117-01-8043

22"L x 12"W x 70.5"H



URBAN BOOKSHELF


10-117-01-8057

44"L x 12"W x 77"H

FEATURES:

- Finish: Natural
- Sustainably Sourced, Solid Sheesham Wood
- Handcrafted

Available In:



(Direct Container Only)



ALPINE OCCASIONAL



ALPINE 3 DOOR SIDEBOARD

07-215-06-55471

60"L x 18"W x 32"H



ALPINE TV STAND

06-215-10-5547

64"L x 16"W x 24"H



ALPINE TRUNK


06-215-10-5547

35"L x 20"W x 18"H

FEATURES:

- Finish: Natural
- Solid Mango Wood
- Black Laser Etched Elk & Mountains
- Sideboard Has Inner Shelf & 3 Doors
- TV Stand Has Inner Shelf & Sliding Doors

Available In:



MANZANITA OCCASIONAL



MANZANITA CONSOLE TABLE TOP

Natural Acacia: 05-196-10-5810
 Harvest Sheesham: 05-196-10-5840
 Midnight Sheesham: 05-196-10-5830

58"L x 18"W x 30"H



MANZANITA END TABLE TOP

Natural Acacia: 05-196-07-2310
 Harvest Sheesham: 05-196-07-2340
 Midnight Sheesham: 05-196-07-2330

23"L x 23"W x 23"H



MANZANITA COFFEE TABLE TOP

Natural Acacia: 05-196-02-4610
 Harvest Sheesham: 05-196-02-4640
 Midnight Sheesham: 05-196-02-4630

46"L x 24"W x 18"H



X CONSOLE TABLE BASE

07-196-32-CSXL



DOUBLE U CONSOLE TABLE BASE

07-196-32-CSWL



Y CONSOLE TABLE BASE

07-196-32-CSYL

X END TABLE BASE

07-196-32-ETXL

DOUBLE U END TABLE BASE

07-196-32-ETWL

Y END TABLE BASE

07-196-32-ETYL

X COFFEE TABLE BASE

07-196-32-CTXL

DOUBLE U COFFEE TABLE BASE

07-196-32-CTWL

Y COFFEE TABLE BASE

07-196-32-CTYL



MANZANITA C-TABLE



Natural Acacia: 05-196-12-2438N
 Harvest Sheesham: 05-196-12-2438H
 Midnight Sheesham: 05-196-12-2438M

15"L x 15"W x 24"H

FEATURES:

- 3 Finishes: Natural Acacia, Harvest Sheesham, Midnight Sheesham
- Create Your Own Look
- True Live Edges

Available In:



POMOS ACCENT



PROMOS SMALL ACCENT TABLE

05-222-24-2371S

13"L x 13"W x 17.32"H

PROMOS LARGE ACCENT TABLE


05-222-24-2371L

15.35"L x 15.35"W x 20"H

FEATURES:

- Finish: Silver
- Hammered Circular Top
- Fully Assembled

Available In:



02371
SILVER

CHANIA ACCENT



CHANIA ACCENT TABLE

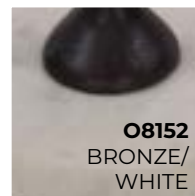
05-222-24-8152

9.8"L x 9.8"W x 24"H

FEATURES:

- Finish: Bronze and White
- Cast Iron
- Elongated Oval Ring

Available In:



08152
BRONZE/
WHITE

GAUDI ACCENT



GAUDI SMALL ACCENT TABLES

05-222-24-3456

15.7"L x 13"W x 24"H



GAUDI LARGE ACCENT TABLES

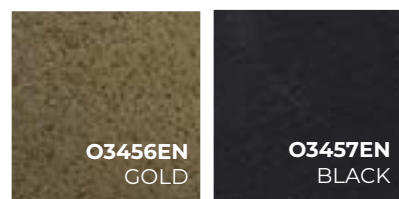
05-222-24-3457

21.5"L x 21.5"W x 22"H

FEATURES:

- Finish: Gold and Black
- Cast Iron

Available In:



03456EN
GOLD

03457EN
BLACK

PANOS ACCENT



**PANOS SMALL
NESTING END TABLE**

05-222-24-0990S

17.71"L x 17.71"W x 17.32"H

**PANOS LARGE
NESTING END TABLE**

05-222-24-0990L

19.68"L x 19.68"W x 19.29"H

FEATURES:

- Finish: Brass and Black
- Two Tone, Brass Top and Neck, Black Cylindrical Base
- Fully Assembled

Available In:



NICOSIA END TABLE



**NICOSIA NESTING
END TABLES**

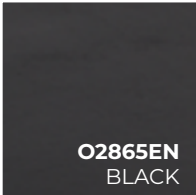
05-222-11-2865

15.74"L x 15.74"W x 22.04"H

FEATURES:

- Finish: Black
- Textured Black Mineral Composite
- Open Metal Base

Available In:



NICOSIA COFFEE TABLE



**NICOSIA NESTING
COFFEE TABLES**


05-222-03-2865

27.55"L x 27.55"W x 13.38"H

FEATURES:

- Finish: Black
- Textured Black Mineral Composite
- Open Metal Base

Available In:



ASHA COFFEE TABLE



ASHA COFFEE TABLE

Top: 05-222-03-3469T

Base: 05-222-03-3469B

55.11"L x 25.59"W x 13.77"H

FEATURES:

- Finish: Black and Sand
- Black Metal Base and Sand Marble Top

Available In:



TEMPLOS COFFEE TABLE



TEMPLOS COFFEE TABLE

Top: 05-222-03-3469T


Base: 05-222-03-3469B

33.85"L x 33.85"W x 17.71"H

FEATURES:

- Finish: Black
- Metal Cylindrical Base

Available In:



VAVIA COFFEE TABLE



VAVIA MARBLE COFFEE TABLE

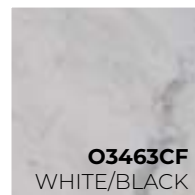
05-222-03-3463

35.43"L x 35.43"W x 15.74"H

FEATURES:

- Finish: Black and White
- White Veined Marble
- Black Base

Available In:



MELONIE COFFEE TABLE



MELONI COFFEE TABLE


05-222-03-3465

35.82"L x 35.82"W x 14.96"H

FEATURES:

- Finish: Brass and Black
- Two Tone
- Handpainted Brass Top, Black Metal Base
- Fully Assembled

Available In:



PACHNA COFFEE TABLE



PACHNA COFFEE TABLE

Top: 05-222-03-6566T

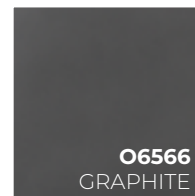
Base: 05-222-03-6566B

40.94"L x 40.94"W x 12.59"H

FEATURES:

- Finish: Graphite
- Metal Top and Base

Available In:



PANAGIA COFFEE TABLE



PANAGIA COFFEE TABLE

Top: 05-222-03-3468T


Base: 05-222-03-3468B

58"L x 27.55"W x 15.74"H

FEATURES:

- Finish: Black and Gold
- Textured Black Metal Finish
- Cast Iron Oval Top

Available In:



ESSEN COFFEE TABLE



ESSEN TRAY TOP COFFEE TABLE


Top: 05-108-02-2445
Base: 05-108-02-2445B

35.5"L x 35.5"W x 14"H

FEATURES:

- Finish: Black
- Solid Mango Wood
- Black Stain
- Tray-edge Top

Available In:



HEPBURN END TABLE



HEPBURN END TABLE


Top: 05-108-03-1931
Black Base: 05-108-03-1930B
Natural Base: 05-108-03-1931B

23"L x 23"W x 20"H

FEATURES:

- Finish: Natural and White
- White Marble Top
- Natural Acacia Legs
- Black Legs Available for Direct Container

Available In:



(Direct Container Only)

HEPBURN COFFEE TABLE



HEPBURN COFFEE TABLE


Top: 05-108-08-1931
Black Base: 05-108-08-1930B
Natural Base: 05-108-08-1931B

37"L x 37"W x 19"H

FEATURES:

- Finish: Natural and White
- White Marble Top
- Natural Acacia Legs
- Black Legs Available for Direct Container

Available In:



(Direct Container Only)

ALAMO END TABLE



ALAMO END TABLE


05-196-03-6993

17"L x 17"W x 20.5"H

FEATURES:

- Finish: Bronze
- Handcrafted Hammered Metal Top and Base

Available In:



ALAMO COFFEE TABLE



ALAMO COFFEE TABLE


05-196-08-6993

36"L x 36"W x 17.5"H

FEATURES:

- Finish: Bronze
- Handcrafted Hammered Metal Top and Base

Available In:



Porter Designs - Limited Upholstery Warranty

Porter Designs appreciates your business. We have taken every effort to ensure our furniture product fulfills your expectation of quality and durability. The following warranty is extended to the original purchaser with original proof of purchase.

Limited Upholstery Warranty:

Frame and Springs: Lifetime Limited Warranty

The frame, upholstered in the original fabric under normal use and conditions, is warranted to the original purchaser against manufacturing defects. The springs, under normal use and conditions, are warranted against breakage due to defective material or workmanship. Lifetime means the normal useful life of the product; customarily seven (7) years. After one (1) year from the date of purchase, the warranty covers replacement parts only, and the original purchaser will be responsible for labor.

Seat Cushions: Limited Warranty

The seat cushions are warranted against loss of foam resiliency for a period of one (1) year from the date of purchase. Please do not confuse loss of foam resiliency with softening. Cushions will soften through normal use and conform to the users' shape. This is normal and is not considered a defect.

Fabric/Leather: Limited Warranty

Upholstery fabrics and leather are warranted against defective material or workmanship for a period of one (1) year from the date of purchase under normal use and care. Fabric fading, piling, shrinkage, stretching, wearing quality and color fastness are not covered by this warranty. Fabric damage due to chemical treatments applied by the retailer or consumer, heavy soiling or improper cleaning will void this warranty.

Mechanisms: Limited Warranty

The mechanisms in recliners, sleepers or sofa beds are warranted to be free from defects in materials and workmanship, for a period of one (1) year from the date of purchase. Improper handling, care or abuse of the unit will void the warranty. Sleeper mechanism should not be closed with sheets, bedspreads, blankets or pillows on the mattress as this can cause failure of the sleeper unit and will void the sleeper warranty. Caution: Children should not be allowed to play on or operate motion products. Always leave unoccupied chairs in closed upright position.

This warranty supersedes and replaces all implied warranties of merchantability and for particular purpose. No representative, employee, agent of Porter International Designs, or any other person is authorized to assume for Porter International Designs any additional liability or responsibility in connection with Porter International Designs' merchandise except as described above. In no event shall Porter International Designs be liable for indirect, consequential or incidental damages of any kind such as damage to other property owned by the purchaser, or personal injuries sustained by purchaser, loss of profits, loss of use or other economic loss, nor shall its liability exceed the purchase price of the product.

If within the warranty period, identical materials are unavailable at the time of the repair or replacement, Porter International Designs reserves the right to substitute materials of equal or better quality. Replacement fabrics may vary in color from the original due to dye lot differences. Porter International Designs is not obligated to refund money to the purchaser. Any item repaired or replaced under these warranties will be covered by the warranties for the remainder of the original warranty period only.

WARRANTY IS VOID FOR ANY, BUT NOT LIMITED TO, THE FOLLOWING CONDITIONS:

- Improper maintenance or use resulting in damage.
- Any product modifications.
- Products sold "AS IS", floor samples, in liquidation, or purchased second hand.
- Warranty does not cover minor variations between floor samples/printed illustrations/web pictures and your product.
- Use of furniture for any other reason than use in a residential setting.
- Use of furniture in an industrial, commercial, institutional, contract or rental environment.
- Dissatisfaction due to buyer's remorse.
- Normal wear and tear.
- Damages incurred during transportation.
- Damages incurred by assembling or maintenance.
- Damages incurred by accidents or abuse.

For Product Support Contact Customer Service at cs@porterdesignsusa.com or call 971-420-8270

Porter Designs - Limited Case Goods Warranty

Porter Designs appreciates your business. We have taken every effort to ensure our furniture product fulfills your expectation of quality and durability. The following warranty is extended to the original purchaser with original proof of purchase.

Limited Case Good Warranty:

Porter Designs warrants its residential case goods products to be free from defects in material and workmanship under normal use and service for a period of one (1) year from the date of purchase.

This limited warranty applies exclusively to the benefit of the original purchaser of the product under conditions of normal residential usage only and will terminate in the event of resale or commercial use. Any product modifications by the consumer, or use of non-Porter Designs parts, voids the warranty. All warranty claims must be accompanied by the original dated proof of purchase and contain a brief description of the defect in question.

Porter Designs case goods are made with a variety of natural materials. These include, but are not limited to, various wood and plant species, stones and minerals, and certain animal by-products. Certain changes in these materials over time are expected and are not considered defects and are not covered by the limited warranty. For example:

- Organic materials have inherent variations. Wood will have knots, cracks, splits and uneven edges. Stone and marble contain vein-lines, hairline fissures, pores and color variations. These natural characteristics are not considered defects. Because stone and wood are porous, spills allowed to seep in may not be removable. Wipe any spills immediately.
- Each piece is truly unique due to the individual attention it receives. This is a result of the varying application techniques that are hand crafted. These variations are not considered a defect.
- Natural color changes, variations, or movement in lumber or veneer products, and exposure to extreme temperature changes and/or direct sunlight, may cause color and/or surface changes which are not considered defects.

This warranty supersedes and replaces all implied warranties of merchantability and for particular purpose. No representative, employee, agent of Porter Designs, or any other person is authorized to assume for Porter Designs any additional liability or responsibility in connection with Porter Designs' merchandise except as described above. In no event shall Porter Designs be liable for indirect, consequential or incidental damages of any kind such as damage to other property owned by the purchaser, personal injuries sustained by the purchaser, lost profits, loss of use or other economic loss, nor shall its liability exceed the purchase price of the product. Porter Designs may examine the product and will decide, at its sole discretion if it is covered under this limited warranty. If within the warranty period, identical materials are unavailable at the time of the repair or replacement, Porter Designs reserves the right to substitute materials of equal or better quality. Replacement pieces may vary from the original due to differences in color, natural grain character or live edges. Porter Designs is not obligated to refund money to the purchaser. Any item repaired or replaced under these warranties will be covered by the warranties for the remainder of the original warranty period only. All repair work must be authorized by Porter Designs in advance.

WARRANTY IS VOID FOR ANY, BUT NOT LIMITED TO, THE FOLLOWING CONDITIONS:

- Improper maintenance or use resulting in damage.
- Any product modifications.
- Products sold "AS IS", floor samples, in liquidation, or purchased second hand.
- Warranty does not cover minor variations between floor samples/printed illustrations/web pictures and your product.
- Use of furniture for any other reason than use in a residential setting.
- Use of furniture in an industrial, commercial, institutional, contract or rental environment.
- Dissatisfaction due to buyer's remorse.
- Normal wear and tear.
- Damages incurred during transportation.
- Damages incurred by assembling or maintenance.
- Damages incurred by accidents or abuse.

For Product Support Contact Customer Service
at cs@porterdesignsusa.com or call 971-420-8270