



WALL



REMEDY™
GLAZED PORCELAIN



 daltile®
IMAGINE WHAT'S POSSIBLE™

REMEDY™

GLAZED PORCELAIN

Elixir of Design

Find the perfect antidote to your design dilemmas with Remedy™. This luxurious tile has a heavy glaze which produces an iridescent, metallic finish. A cross between subway tile, brick, and a linear feel, Remedy™ delivers the perfect concoction of high-end style and durability.

• THEME AND VARIATION

- Six hand-crafted look neutral color selections available
- On-Trend 2-1/4 x 9-1/2 tiles can be used both horizontally and vertically in staggered brick patterns

• UNIQUE PRESCRIPTION

- Unique, high gloss finish for personalized design
- Visible variations in tone create a blending effect
- Perfect fit for both Residential and Commercial applications



Cover photo features Remedy™ Alchemy 2-1/4 x 9-1/2 glossy on the wall and Marble Attaché Lavish™ Pearl Arabesque 24 x 24 matte on the floor. Above photo features Remedy™ Herbal 2-1/4 x 9-1/2 glossy on the wall and Chord™ Canon Grey 12 x 24 matte on the floor.

WALL

USAGE



FLOOR



WALL



COUNTERTOP



SHOWER FLOOR



EXTERIOR FLOOR



STEPWISE™



TRU-EDGE™



MADE IN THE U.S.A.



LARGE FORMAT



MOSAIC/DECO



ENCAUSTIC



TERRAZZO



PAVER



CUSTOMIZE



FLEXFIT™



PG
GLAZED
PORCELAIN

LOW HIGH

NOT APPLICABLE FOR ALL PRODUCTS IN THIS SERIES. SEE CHARTS FOR FULL PRODUCT DETAILS.

SPECIAL FEATURES

SIZES:

2-1/4 x 9-1/2
Wall Tile

FINISHES: GLOSSY

GLAZED PORCELAIN WALL TILE




ELIXIR RD20



ANTIDOTE RD24




ZEN RD23



HERBAL RD21



HYDRO RD22



ALCHEMY RD25



WATERPROOF



STAINPROOF



DENTPROOF



FIRE-RESISTANT



CLIMATEPRO™




SIMPLICLEAN™



ALL STYLE. NO SLIPS.

Don't tip-toe through life. Step stylishly on non-slip tile that's 50% more slip resistant than ordinary tile. And because it's Daltile, you'll find beautiful natural looks that are waterproof, scratchproof, stainproof and dentproof.

SIZES

			Thickness	Sq. Ft./ Carton	Pieces/ Carton
	2-1/4 x 9-1/2 Wall Tile	(2-1/4" x 9-1/2") (5.71 cm x 24.13 cm)	3/8"	5.42	36

APPLICATIONS



	Target DCOF wet	Suitable
Dry & Level – Interior Floor	N/A	
Wet & Level – Interior Floor	≥ 0.42	
Shower Floors - Standard Center Drain (Residential or Light Commercial)	≥ 0.42	
Shower Floors - Linear Drain	≥ 0.60	
Exterior Floor Applications (including patios, pool decking & other wet areas with minimal footwear)	≥ 0.60	
Ramps & Inclines	≥ 0.65	
Walls/Backsplashes	N/A	✓
Countertops	N/A	
Pool Linings	N/A	✓

A DCOF value of ≥0.42 is the standard for tiles specified for level interior spaces expected to be walked upon when wet, as stated in ANSI A137.1-A326.3. For more information about DCOF and the DCOF AcuTest™, visit daltile.com/DCOF.

APPLICATION NOTES:

Suitable for exterior applications (provided it is noted as suitable in the applications chart above) in freezing and non-freezing climates, when proper installation methods are followed.

INSTALLATION

Grout Joint Recommendation	Shade Variation
1/16" (When rectangular size is installed in a staggered brick-joint pattern, overlap should not exceed 33%.)	 High (V3) RD20 & RD25  Random (V4) RD21, RD22, RD23 & RD24

PERFORMANCE CHARACTERISTICS

	ASTM#	Result
Water Absorption	C373	< 0.5%
Breaking Strength	C648	> 275 lbs
Scratch Hardness	MOHS	7.0
Chemical Resistance	C650	Resistant

For additional information on test results, visit us at: daltile.com/information/TestResults.

NOTES

Since there are variations in all fired ceramic and natural products, tile and trim supplied for your particular installation may not match samples. Final confirmation should be made from actual tiles and trim prior to installation. Manufactured in accordance with ANSI A137.1 standards.

For additional information refer to "Factors to Consider" at: daltile.com/Factors.

Random visuals enhance the natural beauty of this product. To achieve optimal results, all tile should be selected from multiple cartons and shading and graphic arrangement planned prior to installation.

Use of a latex modified thin-set is recommended for installation. For more information, visit daltile.com.



All or select items within this series meet the requirements for these qualifications. For more information, visit daltile.com.



7834 C.F. Hawn Freeway,
Dallas, Texas 75217 | 1.800.933.TILE

To view the complete collection of Daltile® products and information, visit our website at daltile.com.

