



Realm II™ mirrors traditional honed marble with subtle veining and refined movement. Sophisticated colors with crackled and distressed details lend a natural aesthetic. A matte finish and various tile sizes make Realm II™ ideal for numerous interiors.

REALM II™

Glazed Porcelain



FLOOR / WALL  RESIDENTIAL  COMMERCIAL  INDOOR  OUTDOOR  POOL 



Assembly




District



Domain





Mosaics



Assembly

District

Domain

Sizes							
	13"x13" 12.99"x12.99"	12"x24" 11.81"x23.62"	13"x13" Mesh	3"x13" Floor SBN			
Thickness	7.2mm	9.8mm	8mm	8mm			
Faces	11	10	N/A	N/A			
Finish	Matte	Matte	Matte	Matte			
Edge	Pressed	Pressed	Cut	Cut/Rounded			
Grout Joint Recommendation	3/16"	3/16"	3/16"	3/16"			
Testing	Abrasion Resistance C1027	Breaking Strength C648	Chemical Resistance C650	Water Absorption C373	DCOF ANSI A1371	Scratch Hardness MOHS	Shade Variation Rating
Results*	IV	>350 lbf	Resistant	<0.50%	>0.42	7	V3

Product and Installation Details | ANSI A108.02
 Section 4.3.8.2 - For running bond/brick jointing patterns utilizing tiles (square or rectangular) where the side being offset is greater than 18" (nominal dimension), the running bond offset will be a maximum of 33% unless otherwise specified by the tile manufacturer. If an offset greater than 33% is specified, specifier and owner must approve mock-up and lippage.



 Sustainability Attributes

- Red List Free
- Health Product Declaration (HPD) provided upon request
- Product Packaging is 100% recyclable
- VOC Free
- Recycled Content 0% Pre- and Post-Consumer

*For more information visit www.emser.com. Always consult a professional for proper usage and installation.