

# SAMSUNG

# Product Guide

## 8300 Series Laundry

Available in Brushed Black and Ivory



# Table of Contents

## WF50BG8300 - Front Load Washer

### Product Overview

Product Overview 4

Carousel Image Order 5

### Product Messaging

Features and Benefits 8

Lifestyle Images 15

### Product Specs

Related Products and Accessories 18

Spec Sheet 19

Energy Guide 20

User Manual and Warranty 21

**Feature Icons 23**

## DVE50BG8300 - Electric Dryer

## DVG50BG8300 - Gas Dryer

### Product Overview

Product Overview 25

Carousel Image Order 26

### Product Messaging

Features and Benefits 31

### Product Specs

Related Products and Accessories 38

Spec Sheets 39

User Manual and Warranty 41

**Feature Icons 43**



# Product Overview

---

**WF50BG8300AV**

**WF50BG8300AE**

**5.0 cu. ft. Extra Large Capacity Smart Front Load  
Washer with Super Speed Wash and Steam**

# Product Overview

## Product Title

5.0 cu. ft. Extra Large Capacity Smart Front Load Washer with Super Speed Wash and Steam

## Product Description (263 Characters)

Samsung's 5.0 cu. ft. Extra Large Capacity Front Load Washer is equipped with our Super Speed Wash, which powerfully cleans a full load of laundry in just 28 minutes.\* It also has Steam, which lets you gently remove stains without any time-consuming pretreatments.


\*Based on using Super Speed cycle with an 8lb load.

## Easy Ads Link

**Brushed Black Washer:** <https://dam.gettyimages.com/p/z0c3461/digital-appliances?o=AND&q=WF50BG8300AV>

**Ivory Washer:** <https://dam.gettyimages.com/p/z0c3461/digital-appliances?o=AND&q=WF50BG8300AE>


## Available Colors



### Brushed Black

Model Number: WF50BG8300AV

UPC: 887276660912



### Ivory

Model Number: WF50BG8300AE

UPC: 887276660905





# Carousel Image Order

## WF50BG8300AV





# Carousel Image Order

## WF50BG8300AE



# Product Messaging

---




**WF50BG8300AV**

**WF50BG8300AE**

**5.0 cu. ft. Extra Large Capacity Smart Front Load  
Washer with Super Speed Wash and Steam**






## Features and Benefits: WF50BG8300\*

Headline	Feature Name	Long Body Copy	Short Body Copy	Associated Image
<p><b>Wash more items in a single load</b></p>	<p><b>Extra-Large 5.0 cu. ft. Capacity</b></p>	<p>Fewer loads, less time in the laundry room, and more time doing the things you love.</p>	<p>Fewer loads, less time in the laundry room.</p>	
<p><b>Wash a full load in just 28 minutes*</b></p>	<p><b>Super Speed Wash</b></p>	<p>Wash a full load in just 28 minutes* without sacrificing cleaning performance. *Based on using Super Speed cycle with an 8lb load.</p>	<p>Powerful cleaning in just 28 minutes.* *Based on using Super Speed cycle with an 8lb load.</p>	
<p><b>N/A</b></p>	<p><b>ENERGY STAR® Most Efficient</b></p>	<p>Our washers are recognized by the EPA in delivering cutting edge energy efficiency along with the latest in technological innovation.* *Visit <a href="http://www.energystar.gov">www.energystar.gov</a> for more information on ENERGY STAR® guidelines.</p>	<p>Recognized for delivering cutting edge energy efficiency and innovation.* *Visit <a href="http://www.energystar.gov">www.energystar.gov</a> for more information on ENERGY STAR® guidelines.</p>	






## Features and Benefits: WF50BG8300\* (Continued)

Headline	Feature Name	Long Body Copy	Short Body Copy	Associated Image
<p><b>Fits any space</b></p>	<p><b>Flexible Installation</b></p>	<p>Install your washer and dryer stacked or side by side to fit any space.</p>	<p>Your choice, stacked or side by side.</p>	
<p><b>Control in the palm of your hand</b></p>	<p><b>Wi-Fi Connectivity</b></p>	<p>Wi-Fi connected so you can get end-of-cycle alerts, remotely start and stop your wash, schedule cycles on your time and more, right from your smartphone with the SmartThings App.*</p> <p><small>*Requires wireless network, Samsung account and SmartThings App. Available on Android and iOS devices.</small></p>	<p>Get end of cycle alerts, remotely start, schedule, and more from your smartphone with the SmartThings App.*</p> <p><small>*Requires wireless network, Samsung account and SmartThings App. Available on Android and iOS devices.</small></p>	
<p><b>Purchase with confidence</b></p>	<p><b>20-Year Motor Warranty</b></p>	<p>Purchase with confidence any Samsung Washer model with a Digital Inverter Motor and receive a 20 year warranty on the motor.*</p> <p><small>*20-year warranty limited to the Digital Inverter Motor of washers purchased on 7/1/2022 or later. Purchase receipt indicating purchase date required for a claim. Additional restrictions and limitations apply, see warranty for details.</small></p>	<p>Purchase with confidence any Samsung Washer model with a Digital Inverter Motor and receive a 20 year warranty on the motor.*</p> <p><small>*20-year warranty limited to the Digital Inverter Motor of washers purchased on 7/1/2022 or later. Purchase receipt indicating purchase date required for a claim. Additional restrictions and limitations apply, see warranty for details.</small></p>	






## Features and Benefits: WF50BG8300\* (Continued)

Headline	Feature Name	Long Body Copy	Short Body Copy	Associated Image
<p><b>Gently remove stains</b></p>	<p><b>Steam</b></p>	<p>The power of steam lets you gently remove stains without any time-consuming pretreatments. Steam is released from the drum so every item in the load is thoroughly saturated, ensuring a deep clean.</p>	<p>The power of steam lets you gently remove stains without any time-consuming pretreatments.</p>	
<p><b>Open the door to a fresher washer</b></p>	<p><b>Antimicrobial Technology</b></p>	<p>The inside of the washer is treated with antimicrobial technology to help keep it smelling fresh.*</p> <p><small>*Antimicrobial treatment is applied to the gasket and does not protect users or other items against bacteria, viruses, germs, or other disease organisms.</small></p>	<p>Keep the inside of your washer smelling fresh with antimicrobial technology.*</p> <p><small>*Antimicrobial treatment is applied to the gasket and does not protect users or other items against bacteria, viruses, germs, or other disease organisms.</small></p>	
<p><b>Keep your washer fresh</b></p>	<p><b>Self Clean+</b></p>	<p>Self Clean+ cleans the inside of your washer to keep it smelling fresh and will also remind you every 40 wash cycles when it is time for a cleaning.</p>	<p>Self Clean+ cleans the inside of your washer and will remind you every 40 cycles when it is time for a cleaning.</p>	


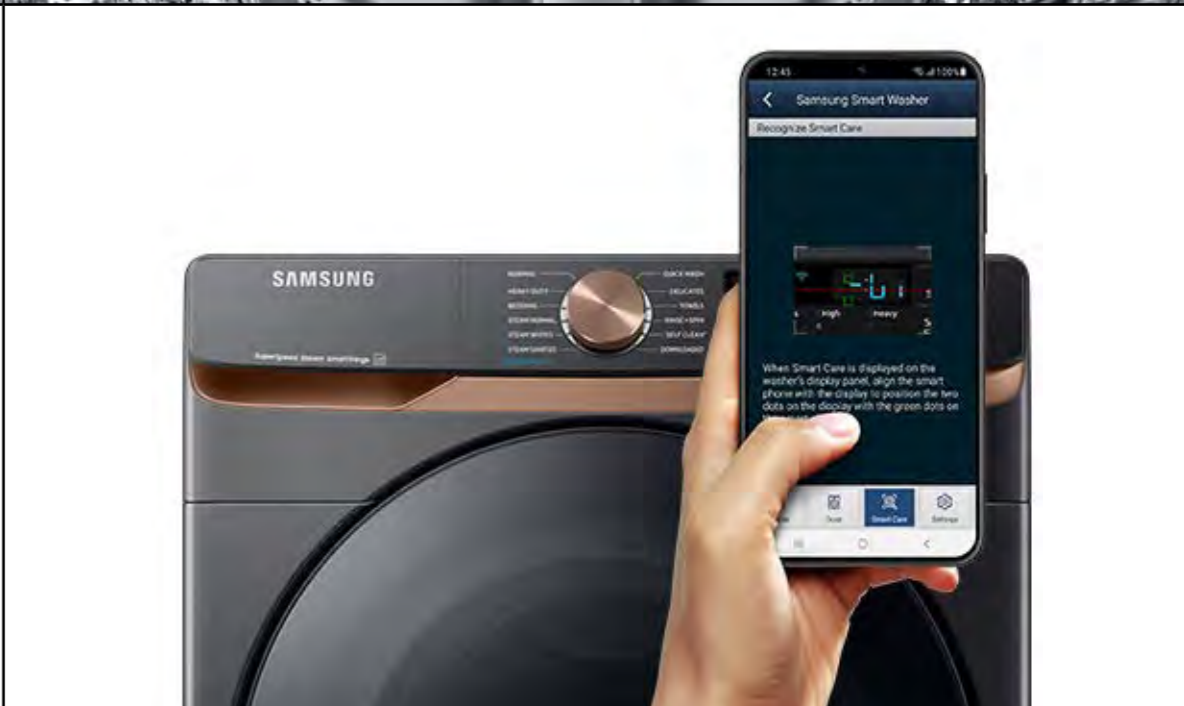



## Features and Benefits: WF50BG8300\* (Continued)



Headline	Feature Name	Long Body Copy	Short Body Copy	Associated Image
<p><b>Space-saving design</b></p>	<p><b>Closet-Depth Fit*</b>                      *Designed to fit a 40" installation depth.</p>	<p>Perfect for any laundry space, this washer has a shallower depth for easy closet installation, without sacrificing capacity.*                      *Designed to fit a 40" installation depth.</p>	<p>A shallower depth allows for easy closet installation without sacrificing capacity.*                      *Designed to fit a 40" installation depth.</p>	
<p><b>Beautiful design, built to last</b></p>	<p><b>Premium Tempered Glass Door</b></p>	<p>Made with a more scratch-resistant, flat tempered glass, our premium design door combines an upscale look with a durable finish.</p>	<p>A more scratch-resistant tempered glass door combines an upscale look with a durable finish.</p>	
<p><b>Quiet washing anytime, any place</b></p>	<p><b>Vibration Reduction Technology+</b></p>	<p>Do your laundry in peace. Our innovative Vibration Reduction Technology+ reduces noise and vibration and creates a quiet washing experience.</p>	<p>Reduces noise and vibration for quiet washing.</p>	



## Features and Benefits: WF50BG8300\* (Continued)

Headline	Feature Name	Long Body Copy	Short Body Copy	Associated Image
N/A	Swirl+ Drum Interior	The improved drum pattern draws out more water during the rinse cycle and helps prevent clothes from snagging during the wash.	Improved drum pattern draws out water more quickly and helps prevent snags.	
Easy troubleshooting	Smart Care	<p>Easy troubleshooting from the convenience of your smartphone.* Smart Care interacts with your washer and dryer to perform an immediate diagnosis and offer quick solutions.</p> <p><small>*Requires Samsung Smart Washer/Dryer App. The Samsung Smart Washer/Dryer App supports Android OS 2.3.6 or later and iOS 3 or later for iPhone models. Samsung Smart Washer/Dryer App available in App Store and Play Store.</small></p>	<p>Easy troubleshooting from the convenience of your smartphone.*</p> <p><small>*Requires Samsung Smart Washer/Dryer App. The Samsung Smart Washer/Dryer App supports Android OS 2.3.6 or later and iOS 3 or later for iPhone models. Samsung Smart Washer/Dryer App available in App Store and Play Store.</small></p>	
Easier use, for everyone	ADA Compliant	<p>With use of a Samsung Riser,* your washer or dryer is compliant with the Americans with Disabilities Act (ADA), making loading and unloading much easier.</p> <p><small>*ADA Compliant when using 27" wide riser. (Riser model codes: WE272NV, WE272NW, WE272NC)</small></p>	<p>Designed for easy use for everyone.*</p> <p><small>*ADA Compliant when using 27" wide riser. (Riser model codes: WE272NV, WE272NW, WE272NC)</small></p>	

## Features and Benefits: WF50BG8300\* (Continued)

Headline	Feature Name	Long Body Copy	Short Body Copy	Associated Image
<p><b>Perfect pair</b></p>	<p><b>Matching Dryer</b></p>	<p>Samsung washers and dryers team up to make light work of laundry day.</p>	<p>N/A</p>	
<p>N/A</p>	<p><b>Matching Accessories</b></p>	<p>Round out your laundry setup with a matching pedestal, riser, and more.</p>	<p>N/A</p>	

# Lifestyle Images

---

**WF50BG8300AV**

**WF50BG8300AE**

**5.0 cu. ft. Extra Large Capacity Smart Front Load  
Washer with Super Speed Wash and Steam**



# Lifestyle Images

## Brushed Black Pair





# Lifestyle Images

## Ivory Pair





# Product Specs

---

**WF50BG8300AV**

**WF50BG8300AE**

**5.0 cu. ft. Extra Large Capacity Smart Front Load  
Washer with Super Speed Wash and Steam**


## Related Products and Accessories

Dryer Series	Pedestal	Riser	Stacking Kit
DVE50BG8300V DVG50BG8300V DVE50BG8300E DVG50BG8300E	WE402NV WE402NE	WE272NV	SKK-8K



# Spec Sheet

**WF50BG8300**  
5.0 cu. ft. Extra Large Capacity Smart Front Load Washer with Super Speed Wash and Steam



**Available Colors**

- Brushed Black**  
WF50BG8300AV
- Ivory**  
WF50BG8300AE

**Features**

- Extra-Large 5.0 cu. ft. Capacity
- Super Speed Wash
- ENERGY STAR® Most Efficient
- Flexible Installation
- Wi-Fi Connectivity<sup>1</sup>
- Steam
- Antimicrobial Technology
- Self Clean+
- Closet Depth Fit<sup>2</sup>
- Premium Tempered Glass Door
- Vibration Reduction Technology<sup>3</sup>
- Swirl+ Drum Interior
- Smart Care
- ADA Compliant<sup>4</sup>
- 1200 RPM Maximum Spin Speed
- Direct Drive Motor
- 23 Total Washing Cycles
- 9 Additional Options

**Specifications**

**12 Preset Washing Cycles:** Normal, Heavy Duty, Bedding, Quick Wash, Delicates, Towels, Rinse + Spin, Self Clean+, Steam Sanitize, Steam Normal, Steam Whites, Downloads

**11 Downloadable Washing Cycles:** Permanent Press, ActiveWear, Wool, Eco Cold, Colors, Outdoor, Denim, Steam Allergen, Power Steam, Steam Bulky, Power Rinse

**9 Additional Washing Options:** Pre Soak, Steam, Delay End, Smart Control, Super Speed, Smart Care, Alarm Off, Child Lock, Spin Only

**5 Soil Settings:** Heavy, Heavy Medium, Normal, Low Medium, Light

**Warranty**  
One (1) Year Parts and Labor  
Three (3) Years Stainless Steel Tub (Part Only)  
Twenty (20) Years; Washing DIT (Digital Inverter Motor) Motor Part (Part Only)

**Product Dimensions & Weight (WxHxD)**  
Dimensions: 27" x 38 3/4" x 33 1/2"  
Weight: 216.1 lbs

**Shipping Dimensions & Weight (WxHxD)**  
Dimensions: 29 1/2" x 42 1/2" x 35 3/4"  
Weight: 220.5 lbs

**5 Spin Settings:** High, Medium High, Medium, Low, No Spin

**Convenience**

- Child Lock
- Dispenser Trays: Main Wash, Softener, Bleach

**Ratings**

ENERGY STAR® Most Efficient  
CEE Tier: 3  
IMEF = 3.10  
IWF = 2.9  
99 kWh/yr

**Electrical Requirements**  
120 V / 60 Hz  
15 Amps

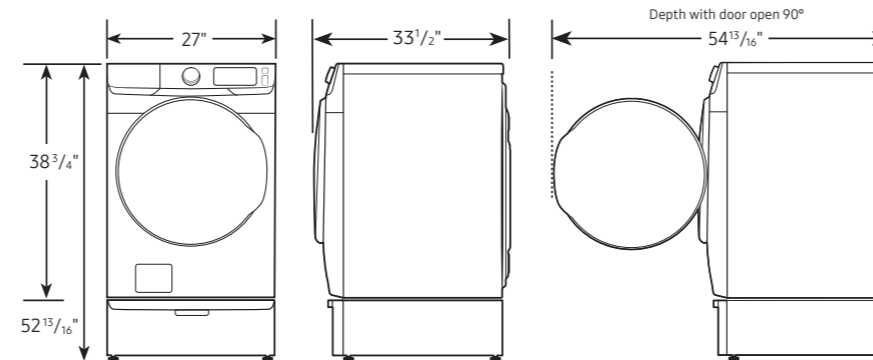
<sup>1</sup>Requires wireless network, Samsung account and Samsung SmartThings App. The Samsung SmartThings App supports Android OS 4.0 (ICS) or later which is optimized for Samsung smartphones (Galaxy S and Galaxy Note series). This app also supports iOS 7 or later for iPhone models. Samsung SmartThings App available in App Store and Play Store.  
<sup>2</sup>Designed to fit a 40" installation depth.  
<sup>3</sup>ADA Compliant when using 27" wide riser. (Riser model codes: WE272NV, WE272NW, WE272NC)

**SAMSUNG**

Washer Spec Sheet - page 1

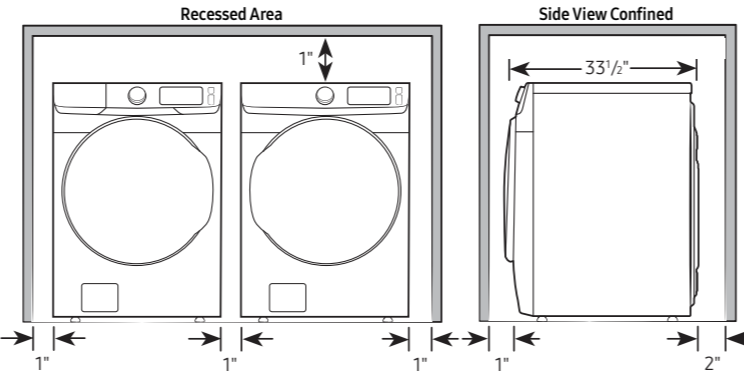
**WF50BG8300**  
5.0 cu. ft. Extra Large Capacity Smart Front Load Washer with Super Speed Wash and Steam

**Dimensions**  
Required dimensions for installation with pedestal:

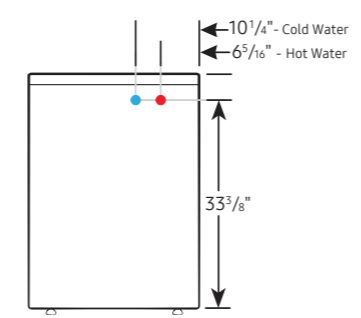


**Installation Specifications – Side-by-Side**  
If the washer and dryer are installed together or the dryer alone, the closet front must have two unobstructed air openings for a combined minimum total area of 72-inch<sup>2</sup>. Your washer alone does not require a specific air opening.

**Alcove or closet installation**  
Minimum clearance for closet and alcove installations:



**Connection Dimensions**  
Back view of washer



**LEGEND:**  
● Cold Water Connection  
● Hot Water Connection  
● Gas Connection

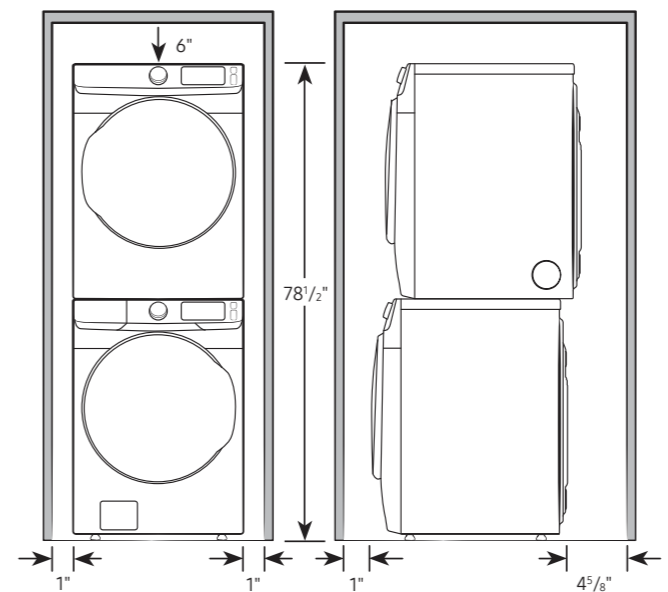
Actual color may vary. Design, specifications, and color availability are subject to change without notice. Non-metric weights and measurements are approximate.  
©2022 Samsung Electronics America, Inc.  
85 Challenger Road, Ridgefield Park, NJ 07660.  
Tel: 800-SAMSUNG, samsung.com. Samsung is a registered trademark of Samsung Electronics Co., Ltd.

**SAMSUNG**

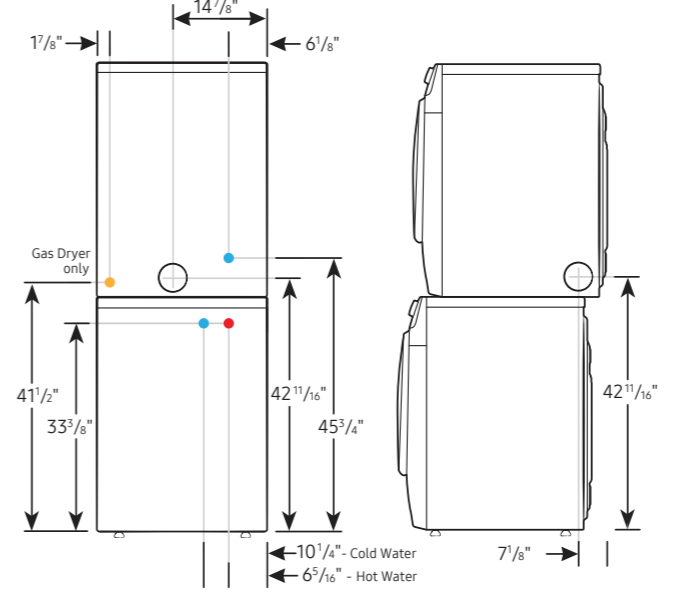
Washer Spec Sheet - page 2

**WF50BG8300**  
5.0 cu. ft. Extra Large Capacity Smart Front Load Washer with Super Speed Wash and Steam

**Installation Specifications – Stacked Pair**  
Clearances indicated are for stacked pairs. The closet front must have two unobstructed air openings for a combined minimum total area of 72-inch<sup>2</sup>.



**Connection Dimensions**  
Back and side views of stacked pair



**LEGEND:**  
● Cold Water Connection  
● Hot Water Connection  
● Gas Connection

Actual color may vary. Design, specifications, and color availability are subject to change without notice. Non-metric weights and measurements are approximate.  
©2022 Samsung Electronics America, Inc.  
85 Challenger Road, Ridgefield Park, NJ 07660.  
Tel: 800-SAMSUNG, samsung.com. Samsung is a registered trademark of Samsung Electronics Co., Ltd.

**SAMSUNG**

Washer Spec Sheet - page 3

# Energy Guide

U.S. Government Federal law prohibits removal of this label before consumer purchase.

# ENERGYGUIDE

Clothes Washer Capacity Class: Standard Samsung Models WF50BG83\*\*A\* Capacity (tub volume): 5.0 cubic feet

**Compare ONLY to other labels with yellow numbers.**  
Labels with yellow numbers are based on the same test procedures.

**Estimated Yearly Energy Cost**  
(when used with an electric water heater)

**\$12**

\$8 Cost Range of Similar Models \$51

**99 kWh**  
Estimated Yearly Electricity Use

**\$10**  
Estimated Yearly Energy Cost  
(when used with a natural gas water heater)

- Your cost will depend on your utility rates and use.
- Cost range based only on standard capacity models.
- Estimated energy cost based on six wash loads a week and a national average electricity cost of 12 cents per kWh and natural gas cost of \$1.09 per therm.

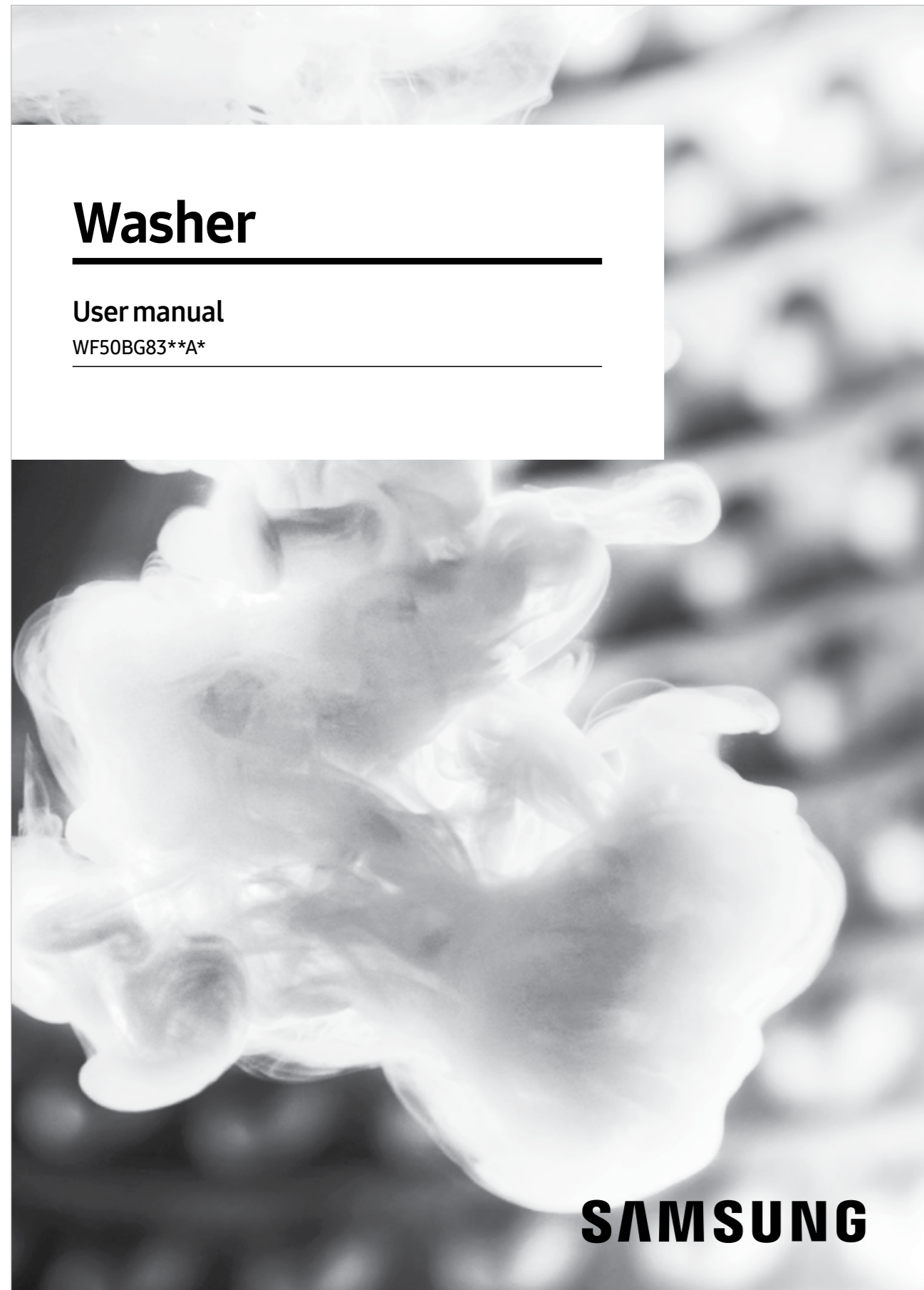
ftc.gov/energy



Energy Guide



# User Manual and Warranty



User Manual

## LIMITED WARRANTY (U.S.A.) – SAMSUNG WASHER

**Models:**  
WF50BG8300AV  
WF50BG8300AE

### LIMITED WARRANTY TO ORIGINAL PURCHASER WITH PROOF OF PURCHASE

This SAMSUNG brand product, as supplied and distributed by SAMSUNG ELECTRONICS AMERICA, INC. (SAMSUNG) and delivered new, in the original carton to the original consumer purchaser, is warranted by SAMSUNG against manufacturing defects in materials or workmanship for the limited warranty period, starting from the date of original purchase, of:

**One (1) year Parts and labor**  
**Three (3) years Stainless tub part (Part Only)**  
**Twenty (20) years; Washing DIT (Digital Inverter Motor) motor part (Part Only)**

This limited warranty is valid only on products purchased and used in the United States that have been installed, operated, and maintained according to the instructions attached to or furnished with the product. To receive warranty service, the purchaser must contact SAMSUNG at the address or phone number provided below for problem determination and service procedures. Warranty service can only be performed by a SAMSUNG authorized service center. The original dated bill of sale must be presented upon request as proof of purchase to SAMSUNG or SAMSUNG's authorized service center to receive warranty service.

SAMSUNG will provide in-home service within the contiguous United States during the warranty period at no charge, subject to availability of SAMSUNG authorized servicers within the customer's geographic area. If in-home service is not available, SAMSUNG may elect, at its option, to provide transportation of the product to and from an authorized service center. If the product is located in an area where service by a SAMSUNG authorized servicer is not available, you may be responsible for a trip charge or require to bring the product to a SAMSUNG authorized service center for service.

To receive in-home service, product must be unobstructed and accessible to the service agent.

During the applicable warranty period, a product will be repaired, replaced, or the purchase price refunded, at the sole option of SAMSUNG. SAMSUNG may use new or reconditioned parts in repairing a product, or replace the product with a new or reconditioned product. Replacement parts and products are warranted for the remaining portion of the original product's warranty or ninety (90) days, whichever is longer. All replaced parts and products are the property of SAMSUNG and you must return them to SAMSUNG.

This limited warranty covers manufacturing defects in materials or workmanship encountered in normal household, noncommercial use of this product and shall not cover the following: damage that occurs in shipment, delivery, installation, and uses for which this product was not intended; damage caused by unauthorized modification or alteration of the product; product where the original factory serial numbers have been removed, defaced, changed in any way, or cannot be readily determined; cosmetic damage including scratches, dents, chips, and other damage to the product's finishes;

Warranty

# Feature Icons

---

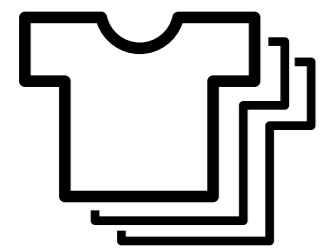
**WF50BG8300AV**

**WF50BG8300AE**

**5.0 cu. ft. Extra Large Capacity Smart Front Load  
Washer with Super Speed Wash and Steam**



# Feature Icons




Extra-Large 5.0 cu. ft.  
Capacity




Super Speed Wash




ENERGY STAR®  
Most Efficient



Wi-Fi Connectivity



Steam



Antimicrobial  
Technology



20-Year Motor Warranty\*

\*20-year warranty limited to the Digital Inverter Motor of washers assembled in the USA purchased on 7/1/2022 or later. Purchase receipt indicating purchase date required for a claim. Additional restrictions and limitations apply, see warranty for details.

# Product Overview

---

**DVE50BG8300V / DVG50BG8300V**  
**DVE50BG8300E / DVG50BG8300E**

**7.5 cu. ft. Smart Electric Dryer with Steam Sanitize+ and Sensor Dry**  
**7.5 cu. ft. Smart Gas Dryer with Steam Sanitize+ and Sensor Dry**



# Product Overview

## Product Titles

DVE50BG8300 - 7.5 cu. ft. Smart Electric Dryer with Steam Sanitize+ and Sensor Dry

DVG50BG8300 - 7.5 cu. ft. Smart Gas Dryer with Steam Sanitize+ and Sensor Dry

## Electric Dryer Description (292 Characters)

Samsung's Large Capacity Smart Electric Dryer is Wi-Fi connected, so you can get end of cycle alerts, remotely start, schedule and more from your smartphone with the SmartThings App.\* It also features Steam Sanitize+, which reduces wrinkles and odors and steams away 95% of pollen from fabric.\*\*

## Gas Dryer Description (263 Characters)

Samsung's Large Capacity Smart Gas Dryer is Wi-Fi connected, so you can get end of cycle alerts and more from your smartphone with the SmartThings App.\* It also features Steam Sanitize+, which reduces wrinkles and odors and steams away 95% of pollen from fabric.\*\*

\*Requires wireless network, Samsung account and SmartThings App. The Samsung SmartThings App supports Android OS 4.0 (ICS) or later which is optimized for Samsung smartphones (Galaxy S and Galaxy Note series). This app also supports iOS 7 or later for iPhone models. SmartThings App available in App Store and Play Store. Only monitoring enabled on Gas Dryers for safety reasons.


\*\*Testing based on Samsung internal protocols. Results provided to and interpreted by Intertek. Individual results may vary.

## Easy Ads Link

**Brushed Black Electric and Gas Dryer:** [https://dam.gettyimages.com/p/z0c3461/digital-appliances?o=AND&q=DV\\*50BG8300V](https://dam.gettyimages.com/p/z0c3461/digital-appliances?o=AND&q=DV*50BG8300V)

**Ivory Electric and Gas Dryer:** [https://dam.gettyimages.com/p/z0c3461/digital-appliances?o=AND&q=DV\\*50BG8300E](https://dam.gettyimages.com/p/z0c3461/digital-appliances?o=AND&q=DV*50BG8300E)

## Available Colors




### Brushed Black

Electric Dryer Model Number: DVE50BG8300V

Electric Dryer UPC: 887276660875

Gas Dryer Model Number: DVG50BG8300V

Gas Dryer UPC: 887276660899



### Ivory

Electric Dryer Model Number: DVE50BG8300E

Electric Dryer UPC: 887276660868

Gas Dryer Model Number: DVG50BG8300E

Gas Dryer UPC: 887276660882





# Carousel Image Order

## Electric Dryer - DVE50BG8300V





# Carousel Image Order

## Gas Dryer - DVG50BG8300V





# Carousel Image Order

## Electric Dryer - DVE50BG8300E





# Carousel Image Order

## Gas Dryer - DVG50BG8300E



# Product Messaging

---

**DVE50BG8300V / DVG50BG8300V**




**DVE50BG8300E / DVG50BG8300E**

**7.5 cu. ft. Smart Electric Dryer with Steam Sanitize+ and Sensor Dry**

**7.5 cu. ft. Smart Gas Dryer with Steam Sanitize+ and Sensor Dry**

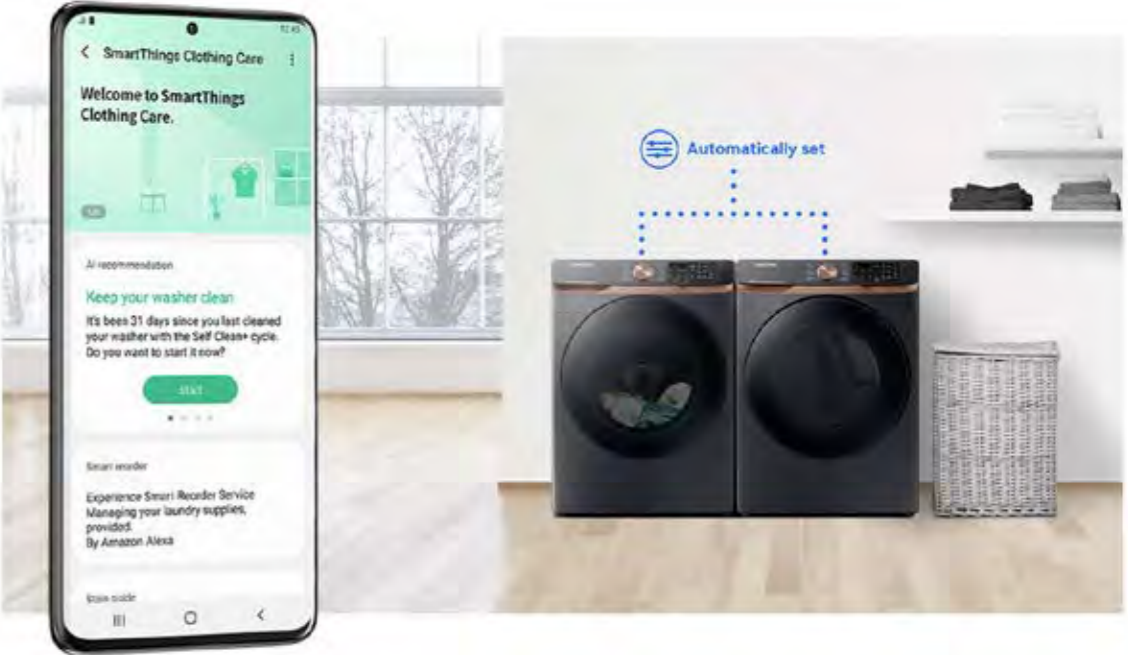




## Features and Benefits: DVE(G)50BG8300\*

Headline	Feature Name	Long Body Copy	Short Body Copy	Associated Image
<p><b>Freshen up clothes</b></p>	<p><b>Steam Sanitize+</b></p>	<p>Our Steam Sanitize+ cycle removes 95% of pollen* from fabric, while Multi-Steam refreshes clothing and relaxes light wrinkles.</p> <p><small>*Testing based on Samsung internal protocols. Results provided to and interpreted by Intertek. Individual results may vary.</small></p>	<p>Removes 95% of pollen from fabric,* relaxes light wrinkles, and refreshes clothing.</p> <p><small>*Testing based on Samsung internal protocols. Results provided to and interpreted by Intertek. Individual results may vary.</small></p>	
<p>N/A</p>	<p><b>ENERGY STAR® Certified</b></p>	<p>ENERGY STAR® Certified,* so you use less energy without sacrificing performance or functionality.</p> <p><small>*Visit <a href="http://www.energystar.gov">www.energystar.gov</a> for more information on ENERGY STAR® guidelines.</small></p>	<p>Eco-friendly and energy-efficient.</p>	
<p><b>Fits any space</b></p>	<p><b>Flexible Installation</b></p>	<p>Install your washer and dryer stacked or side by side to fit any space.</p>	<p>Your choice, stacked or side by side.</p>	






## Features and Benefits: DVE(G)50BG8300\* (Continued)




Headline	Feature Name	Long Body Copy	Short Body Copy	Associated Image
<p><b>Control in the palm of your hand</b></p>	<p><b>Wi-Fi Connectivity</b></p>	<p>Wi-Fi connected so you can get end-of-cycle alerts, remotely start and stop your dryer, schedule cycles on your time, and more right from your smartphone with the SmartThings App.*</p> <p><small>*Requires wireless network, Samsung account and SmartThings App. The Samsung SmartThings App supports Android OS 4.0 (ICS) or later which is optimized for Samsung smartphones (Galaxy S and Galaxy Note series). This app also supports iOS 7 or later for iPhone models. SmartThings App available in App Store and Play Store. Only monitoring enabled on Gas Dryers for safety reasons.</small></p>	<p>Get end of cycle alerts, remotely start, schedule and more from your smartphone with the SmartThings App.*</p> <p><small>*Requires wireless network, Samsung account and SmartThings App. The Samsung SmartThings App supports Android OS 4.0 (ICS) or later which is optimized for Samsung smartphones (Galaxy S and Galaxy Note series). This app also supports iOS 7 or later for iPhone models. SmartThings App available in App Store and Play Store. Only monitoring enabled on Gas Dryers for safety reasons.</small></p>	
<p><b>Worry-free drying</b></p>	<p><b>Sensor Dry</b></p>	<p>Automatically optimizes the time and temperature of your drying cycle to protect your clothes from heat damage, while avoiding excess energy use.</p>	<p>Helps prevent overdrying for optimal fabric care.</p>	
<p><b>Dry more items in a single load</b></p>	<p><b>Large 7.5 cu. ft. Capacity</b></p>	<p>Fewer loads, less time in the laundry room, and more time doing the things you love.</p>	<p>Fewer loads, less time in the laundry room.</p>	



## Features and Benefits: DVE(G)50BG8300\* (Continued)




Headline	Feature Name	Long Body Copy	Short Body Copy	Associated Image
<p><b>Cleaner, safer vents</b></p>	<p><b>Vent Sensor</b></p>	<p>A sensor continuously monitors the condition of your dryer's air duct to make sure it's running safely and efficiently. Plus, automatic alerts let you know when it's time to clean your air duct or check for obstructions so performance stays at its peak.</p>	<p>Continuously monitors the condition of your dryer's air duct to make sure it's running safely and efficiently.</p>	
<p><b>Stop the fluff</b></p>	<p><b>Lint Filter Indicator</b></p>	<p>Worry less about lint or fluff blocking the dryer's air intake. The control panel provides a helpful reminder to clean the filter to keep your dryer running smoothly.</p>	<p>The control panel lets you know when it's time to clean the filter.</p>	
<p><b>Materials that last</b></p>	<p><b>Stainless Steel Drum</b></p>	<p>Keep your dryer looking like new with a durable stainless steel drum that helps prevent nicks and scratches.</p>	<p>A durable stainless steel drum helps prevent nicks and scratches.</p>	

## Features and Benefits: DVE(G)50BG8300\* (Continued)



Headline	Feature Name	Long Body Copy	Short Body Copy	Associated Image
<p><b>Beautiful design, built to last</b></p>	<p><b>Premium Tempered Glass Door</b></p>	<p>Made with a more scratch-resistant, flat tempered glass, our premium design door combines an upscale look with a durable finish.</p>	<p>A more scratch-resistant tempered glass door combines an upscale look with a durable finish.</p>	
<p><b>Space-saving design</b></p>	<p><b>Closet-Depth Fit*</b> *Designed to fit a 40" installation depth.</p>	<p>Perfect for any laundry space, this dryer has a shallower depth for easy closet installation, without sacrificing capacity.* *Designed to fit a 40" installation depth.</p>	<p>A shallower depth allows for easy closet installation without sacrificing capacity.* *Designed to fit a 40" installation depth.</p>	
<p><b>Put an end to stray socks</b></p>	<p><b>Internal Drum Light</b></p>	<p>An internal drum light lets you see the contents of your dryer more clearly, meaning fewer missed socks or small items.</p>	<p>An internal drum light lets you see the contents of your dryer more clearly.</p>	



## Features and Benefits: DVE(G)50BG8300\* (Continued)

Headline	Feature Name	Long Body Copy	Short Body Copy	Associated Image
<p><b>Flexible opening</b></p>	<p><b>Reversible Dryer Door</b></p>	<p>Choose which way your dryer door opens to better suit your laundry room layout.</p>	<p>Choose which way your dryer door opens.</p>	
<p><b>Easy troubleshooting</b></p>	<p><b>Smart Care</b></p>	<p>Easy troubleshooting from the convenience of your smartphone.* Smart Care interacts with your washer and dryer to perform an immediate diagnosis and offer quick solutions.</p> <p><small>*Requires Samsung Smart Washer/Dryer App. The Samsung Smart Washer/Dryer App supports Android OS 2.3.6 or later and iOS 3 or later for iPhone models. Samsung Smart Washer/Dryer App available in App Store and Play Store.</small></p>	<p>Easy troubleshooting from the convenience of your smartphone.*</p> <p><small>*Requires Samsung Smart Washer/Dryer App. The Samsung Smart Washer/Dryer App supports Android OS 2.3.6 or later and iOS 3 or later for iPhone models. Samsung Smart Washer/Dryer App available in App Store and Play Store.</small></p>	
<p><b>Easier use, for everyone</b></p>	<p><b>ADA Compliant</b></p>	<p>With use of a Samsung Riser,* your washer or dryer is compliant with the Americans with Disabilities Act (ADA), making loading and unloading much easier.</p> <p><small>*ADA Compliant when using 27" wide riser. (Riser model codes: WE272NV, WE272NW, WE272NC)</small></p>	<p>Designed for easy use for everyone.*</p> <p><small>*ADA Compliant when using 27" wide riser. (Riser model codes: WE272NV, WE272NW, WE272NC)</small></p>	

## Features and Benefits: DVE(G)50BG8300\* (Continued)

Headline	Feature Name	Long Body Copy	Short Body Copy	Associated Image
<p><b>Perfect pair</b></p>	<p><b>Matching Washer</b></p>	<p>Samsung washers and dryers team up to make light work of laundry day.</p>	<p>N/A</p>	
<p>N/A</p>	<p><b>Matching Accessories</b></p>	<p>Round out your laundry setup with a matching pedestal, riser, and more.</p>	<p>N/A</p>	



# Product Specs

---

**DVE50BG8300V / DVG50BG8300V**

**DVE50BG8300E / DVG50BG8300E**

**7.5 cu. ft. Smart Electric Dryer with Steam Sanitize+ and Sensor Dry**

**7.5 cu. ft. Smart Gas Dryer with Steam Sanitize+ and Sensor Dry**


## Related Products and Accessories

Washer Series	Pedestal	Riser	Stacking Kit	Gas to Propane Converter Kit	Side Vent Kit
WF50BG8300AV WF50BG8300AE	WE402NV WE402NE	WE272NV	SKK-8K	LPKIT-4	DV-2A



# Spec Sheet

**DVE50BG8300**  
7.5 cu. ft. Smart Electric Dryer with Steam Sanitize+ and Sensor Dry



**SAMSUNG**

**Available Colors**

- Brushed Black**  
DVE50BG8300V
- Ivory**  
DVE50BG8300E

**Features**

- Steam Sanitize+
- ENERGY STAR® Certified
- Flexible Installation
- Wi-Fi Connectivity<sup>1</sup>
- Sensor Dry
- Large 7.5 cu. ft. Capacity
- Vent Sensor
- Lint Filter Indicator
- Stainless Steel Drum
- Premium Tempered Glass Door
- Closet-Depth Fit<sup>2</sup>
- Internal Drum Light
- Reversible Dryer Door
- Smart Care
- ADA Compliant<sup>3</sup>
- 21 Total Drying Cycles
- 10 Options
- 5 Temperature Settings
- 4-Way Venting (Back, Bottom, Left, Right)

**Specifications**

**12 Preset Drying Cycles:** Refresh, Steam Sanitize+, Normal, Heavy Duty, Permanent Press, Activewear, Bedding, Delicates, Time Dry, Air Fluff, Quick Dry, Downloaded

**9 Downloadable Drying Cycles:** Wrinkle Away, Eco Normal, Towels, Wool, Sanitize, Shirts, Denim, Low Temp, Rack Dry

**10 Options:** Damp Alert, Wrinkle Prevent, Smart Control, Adjust Time (Up), Adjust Time (Down), Eco Dry, Alarm Off, Drum Light, Smart Care, Child Lock

**5 Temperature Settings:** High, Medium High, Medium, Medium Low, Low

**5 Dry Levels:** More Dry, Normal-More Dry, Normal Dry, Normal-Less Dry, Less Dry

**Warranty**  
One (1) Year Parts and Labor

**Product Dimensions & Weight (WxHxD)**  
Dimensions: 27" x 38<sup>3</sup>/<sub>16</sub>" x 31<sup>1</sup>/<sub>16</sub>"  
Weight: 119 lbs

**Shipping Dimensions & Weight (WxHxD)**  
Dimensions: 29<sup>1</sup>/<sub>16</sub>" x 42<sup>7</sup>/<sub>16</sub>" x 34<sup>11</sup>/<sub>16</sub>"  
Weight: 125.7 lbs

Electric Dryer	Model #	UPC Code	Optional Accessories	Model #	UPC Code
Brushed Black	DVE50BG8300V	887276660875	Brushed Black Pedestal	WE402NV	887276310145
Ivory	DVE50BG8300E	887276660868	Ivory Pedestal	WE402NE	887276529073
			Brushed Black Riser	WE272NV	887276197630
			Stacking Kit	SKK-8K	887276344034
			Vent Kit	DV-2A	887276146416

**Matching Washer**

Brushed Black	WF50BG8300AV	887276660912
Ivory	WF50BG8300AE	887276660905

**Convenience**

- Child Lock
- Filter Check Indicator

**Ratings**

ENERGY STAR® Rated:  
608 kWh/yr

**Electrical Requirements**

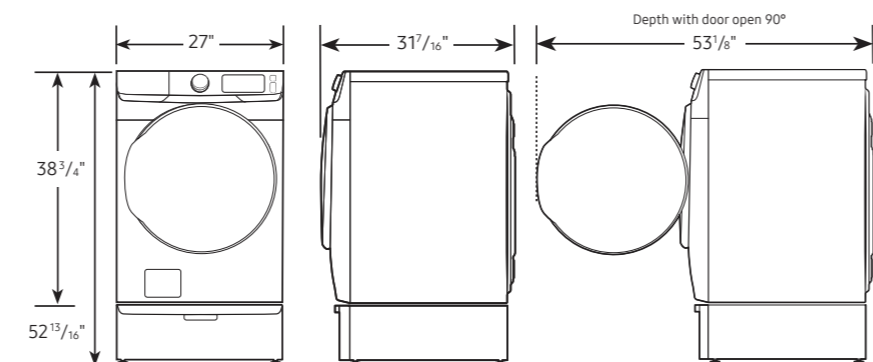
240 V / 60 Hz  
30 Amps

<sup>1</sup>Requires wireless network, Samsung account and SmartThings App. The Samsung SmartThings App supports Android OS 4.0 (ICS) or later which is optimized for Samsung smartphones (Galaxy S and Galaxy Note series). This app also supports iOS 7 or later for iPhone models. SmartThings App available in App Store and Play Store. Only monitoring enabled on Gas Dryers for safety reasons.

<sup>2</sup>Designed to fit a 40" installation depth.

<sup>3</sup>ADA Compliant when using 27" wide riser. (Riser model codes: WE272NV, WE272NW, WE272NC)

**DVE50BG8300**  
7.5 cu. ft. Smart Electric Dryer with Steam Sanitize+ and Sensor Dry



**SAMSUNG**

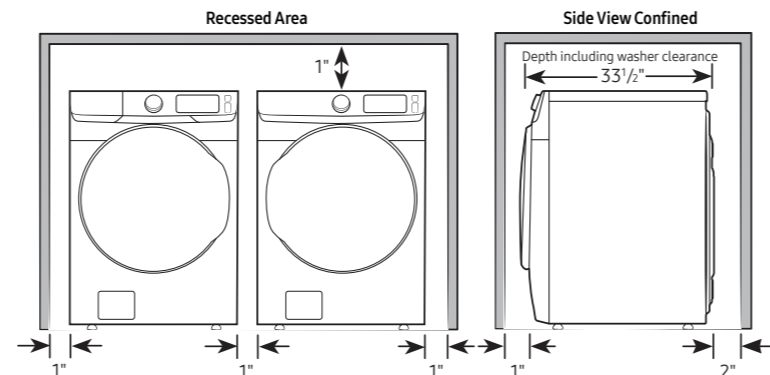
**Dimensions**  
Required dimensions for installation with pedestal:

27" (width), 38<sup>3</sup>/<sub>16</sub>" (height), 52<sup>15</sup>/<sub>16</sub>" (depth), 31<sup>1</sup>/<sub>16</sub>" (depth with door open 90°), 53<sup>1</sup>/<sub>16</sub>" (depth with door open 90°)

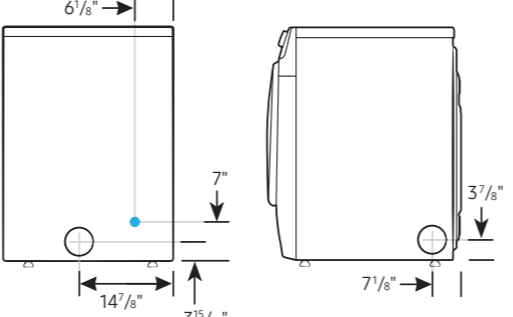
**Installation Specifications – Side-by-Side**

If the washer and dryer are installed together or the dryer alone, the closet front must have two unobstructed air openings for a combined minimum total area of 72-inch<sup>2</sup>. Your washer alone does not require a specific air opening.

**Alcove or closet installation**  
Minimum clearance for closet and alcove installations:



**Connection Dimensions**  
Back and side view of dryer



**LEGEND:**

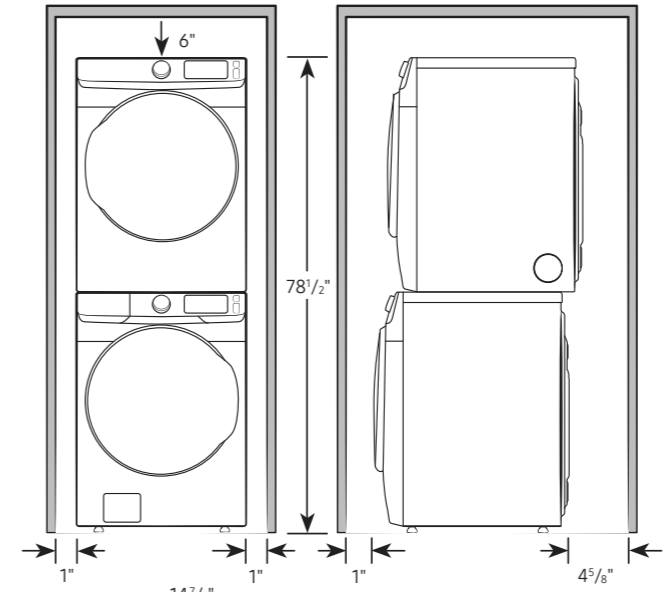
- Cold Water Connection
- Hot Water Connection

Actual color may vary. Design, specifications, and color availability are subject to change without notice. Non-metric weights and measurements are approximate.

©2023 Samsung Electronics America, Inc.  
85 Challenger Road, Ridgefield Park, NJ 07660  
Tel: 800-SAMSUNG, samsung.com. Samsung is a registered trademark of Samsung Electronics Co., Ltd.

Electric Dryer Spec Sheet - page 2

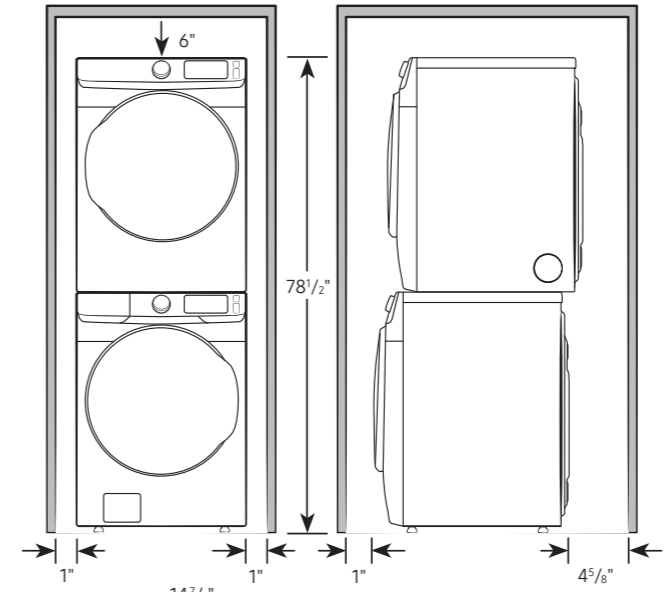
**DVE50BG8300**  
7.5 cu. ft. Smart Electric Dryer with Steam Sanitize+ and Sensor Dry



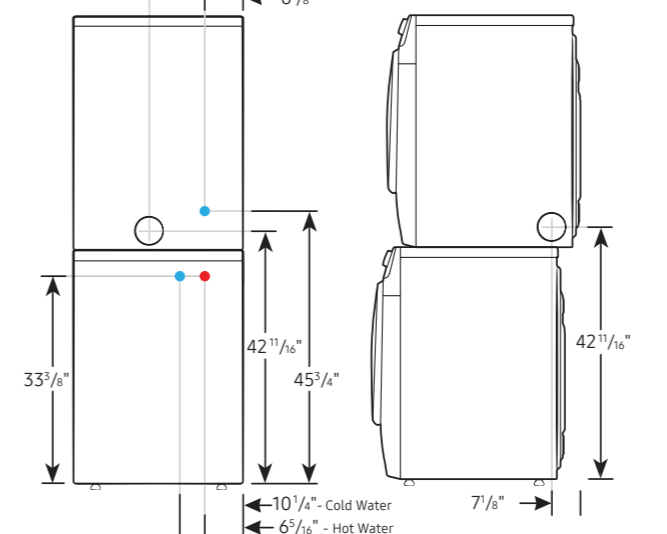
**SAMSUNG**

**Installation Specifications – Stacked Pair**

Clearances indicated are for stacked pairs. The closet front must have two unobstructed air openings for a combined minimum total area of 72-inch<sup>2</sup>.



**Connection Dimensions**  
Back and side views of stacked pair



**LEGEND:**

- Cold Water Connection
- Hot Water Connection


Actual color may vary. Design, specifications, and color availability are subject to change without notice. Non-metric weights and measurements are approximate.

©2023 Samsung Electronics America, Inc.  
85 Challenger Road, Ridgefield Park, NJ 07660  
Tel: 800-SAMSUNG, samsung.com. Samsung is a registered trademark of Samsung Electronics Co., Ltd.

Electric Dryer Spec Sheet - page 3

# Spec Sheet

**DVG50BG8300**  
7.5 cu. ft. Smart Gas Dryer with Steam Sanitize+ and Sensor Dry



**Available Colors**

- Brushed Black  
DVG50BG8300V
- Ivory  
DVG50BG8300E

**Features**

- Steam Sanitize+
- ENERGY STAR® Certified
- Flexible Installation
- Wi-Fi Connectivity<sup>1</sup>
- Sensor Dry
- Large 7.5 cu. ft. Capacity
- Vent Sensor
- Lint Filter Indicator
- Stainless Steel Drum
- Premium Tempered Glass Door
- Closet-Depth Fit<sup>2</sup>
- Internal Drum Light
- Reversible Dryer Door
- Smart Care
- ADA Compliant<sup>3</sup>
- 21 Total Drying Cycles
- 10 Options
- 5 Temperature Settings
- 3-Way Venting (Back, Bottom, Left)

**Specifications**

**12 Preset Drying Cycles:**  
Refresh, Steam Sanitize+, Normal, Heavy Duty, Permanent Press, Activewear, Bedding, Delicates, Time Dry, Air Fluff, Quick Dry, Downloaded

**9 Downloadable Drying Cycles:**  
Wrinkle Away, Eco Normal, Towels, Wool, Sanitize, Shirts, Denim, Low Temp, Rack Dry

**10 Options:**  
Damp Alert, Wrinkle Prevent, Smart Control, Adjust Time (Up), Adjust Time (Down), Eco Dry, Alarm Off, Drum Light, Smart Care, Child Lock

Gas Dryer	Model #	UPC Code
Brushed Black	DVG50BG8300V	887276660899
Ivory	DVG50BG8300E	887276660882


Optional Accessories	Model #	UPC Code
Brushed Black Pedestal	WE402NV	887276310145
Ivory Pedestal	WE402NE	887276529073
Brushed Black Riser	WE272NV	887276197630
Stacking Kit	SKK-8K	887276344034
Vent Kit	DV-2A	887276146416
Gas to Propane Converter Kit	LPKIT-4	887276352787

**Convenience**

- Child Lock
- Filter Check Indicator

**Electrical Requirements**

120 V / 60 Hz  
15 Amps

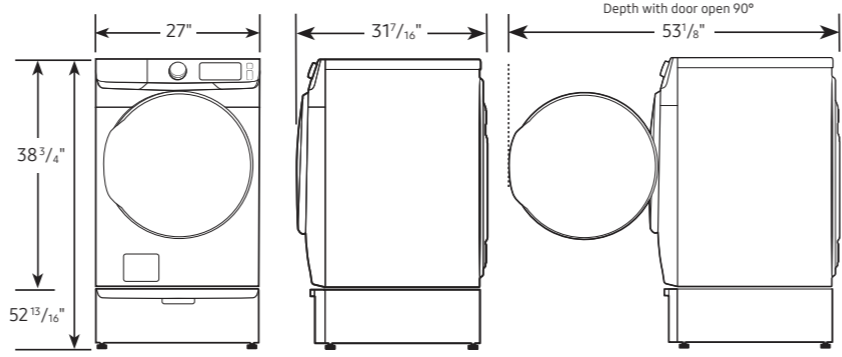


**SAMSUNG**

<sup>1</sup>Requires wireless network, Samsung account and SmartThings App. The Samsung SmartThings App supports Android OS 4.0 (ICS) or later which is optimized for Samsung smartphones (Galaxy S and Galaxy Note series). This app also supports IOS 7 or later for iPhone models. SmartThings App available in App Store and Play Store. Only monitoring enabled on Gas Dryers for safety reasons.  
<sup>2</sup>Designed to fit a 40" installation depth.  
<sup>3</sup>ADA Compliant when using 27" wide riser. (Riser model codes: WE272NV, WE272NW, WE272NC)

Gas Dryer Spec Sheet - page 1

**DVG50BG8300**  
7.5 cu. ft. Smart Gas Dryer with Steam Sanitize+ and Sensor Dry

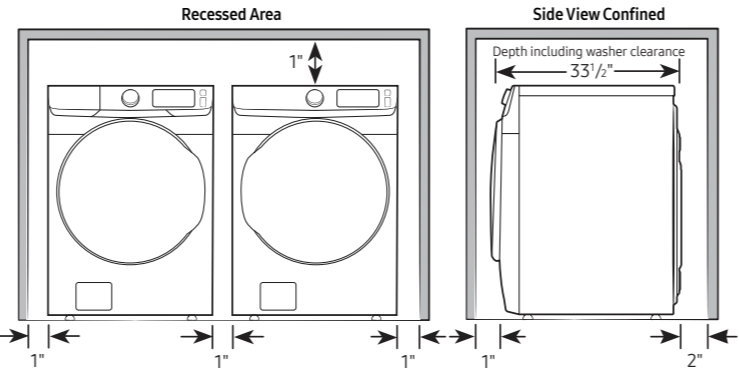


**Dimensions**  
Required dimensions for installation with pedestal:

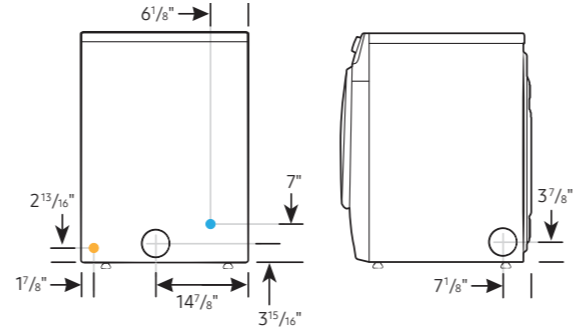
27" (width)  
38 1/4" (height)  
52 1/8" (height with pedestal)  
31 1/8" (depth)  
53 1/8" (depth with door open 90°)

**Installation Specifications – Side-by-Side**  
If the washer and dryer are installed together or the dryer alone, the closet front must have two unobstructed air openings for a combined minimum total area of 72-inch<sup>2</sup>. Your washer alone does not require a specific air opening.

**Alcove or closet installation**  
Minimum clearance for closet and alcove installations:



**Connection Dimensions**  
Back and side view of dryer:



**LEGEND:**

- Cold Water Connection
- Hot Water Connection
- Gas Connection

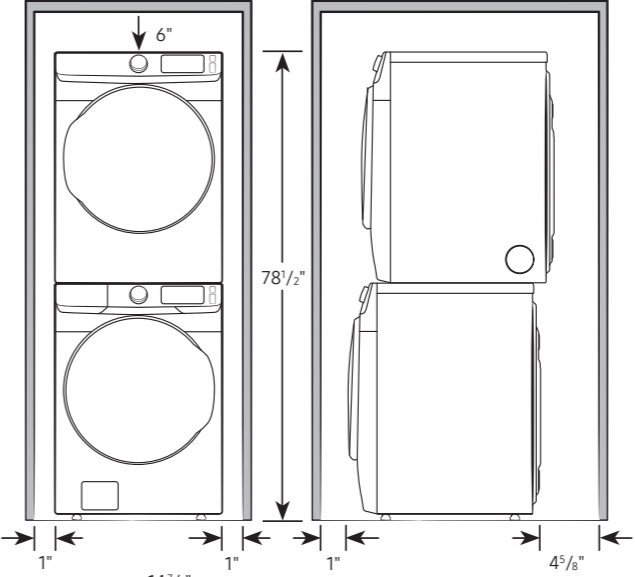
Actual color may vary. Design, specifications, and color availability are subject to change without notice. Non-metric weights and measurements are approximate.  
©2023 Samsung Electronics America, Inc.  
85 Challenger Road, Ridgefield Park, NJ 07660  
Tel: 800-SAMSUNG, samsung.com Samsung is a registered trademark of Samsung Electronics Co., Ltd.

**SAMSUNG**

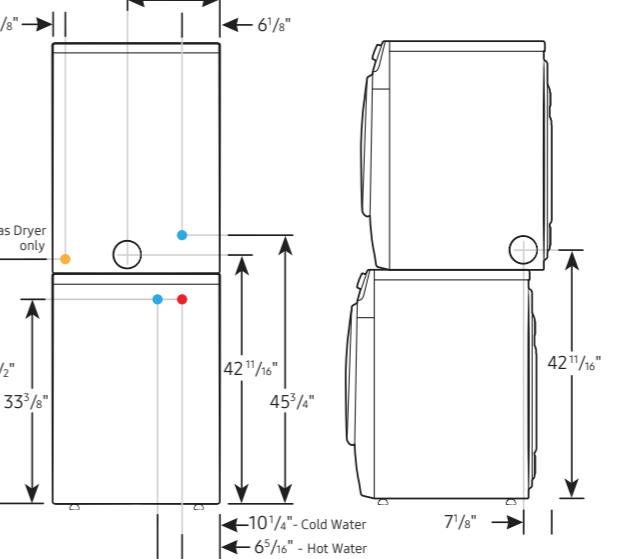
Gas Dryer Spec Sheet - page 2

**DVE50BG8300**  
7.5 cu. ft. Smart Electric Dryer with Steam Sanitize+ and Sensor Dry

**Installation Specifications – Stacked Pair**  
Clearances indicated are for stacked pairs. The closet front must have two unobstructed air openings for a combined minimum total area of 72-inch<sup>2</sup>.



**Connection Dimensions**  
Back and side views of stacked pair:



**LEGEND:**

- Cold Water Connection
- Hot Water Connection
- Gas Connection

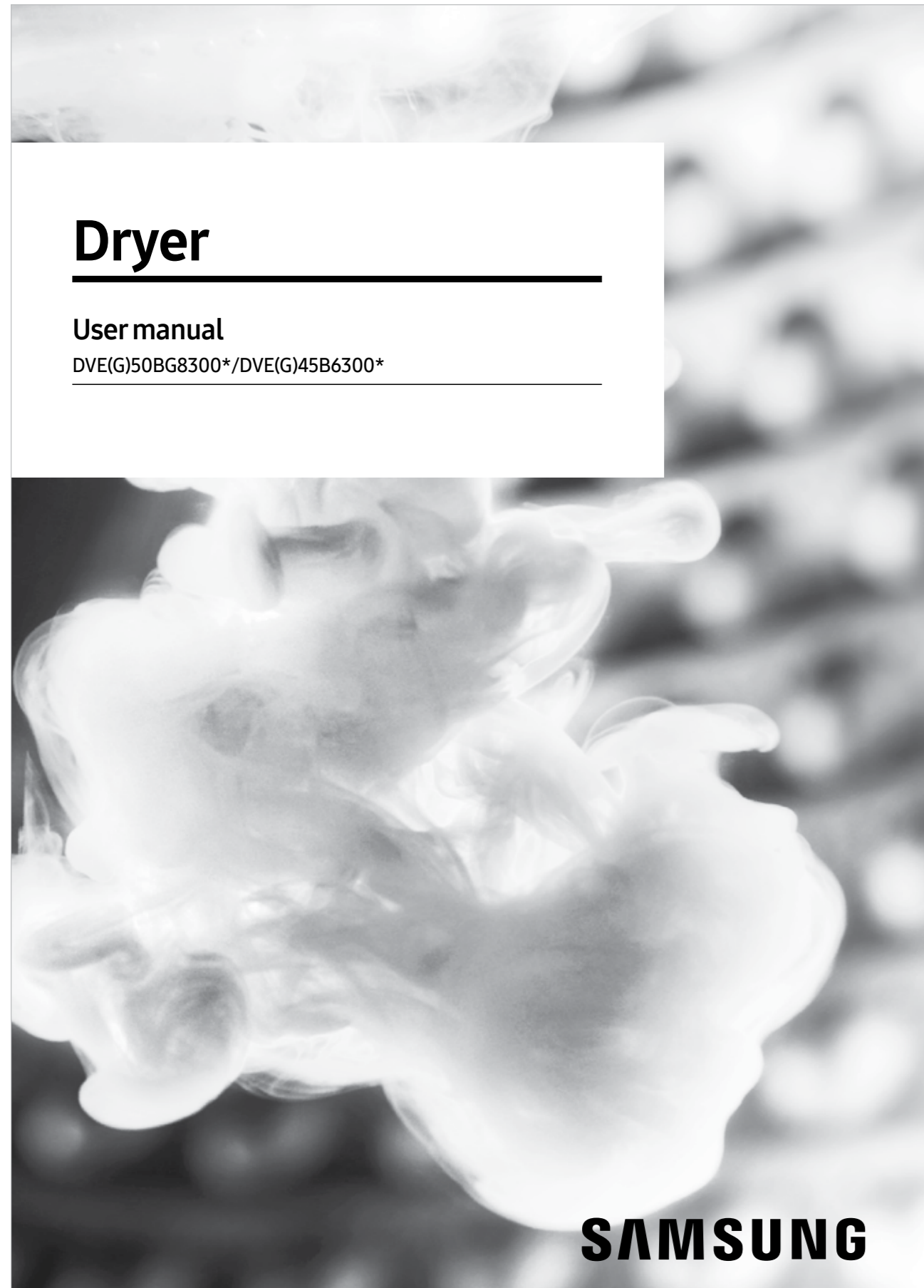
Actual color may vary. Design, specifications, and color availability are subject to change without notice. Non-metric weights and measurements are approximate.  
©2023 Samsung Electronics America, Inc.  
85 Challenger Road, Ridgefield Park, NJ 07660  
Tel: 800-SAMSUNG, samsung.com Samsung is a registered trademark of Samsung Electronics Co., Ltd.

**SAMSUNG**

Gas Dryer Spec Sheet - page 3



# User Manual and Warranty



User Manual - Electric and Gas Dryers

## Warranty (U.S.A) – Samsung Dryer

### Models:

DVE(G)50BG8300V  
DVE(G)50BG8300E

### LIMITED WARRANTY TO ORIGINAL PURCHASER WITH PROOF OF PURCHASE

This SAMSUNG brand product, as supplied and distributed by SAMSUNG ELECTRONICS AMERICA, INC. (SAMSUNG) and delivered new, in the original carton to the original consumer purchaser, is warranted by SAMSUNG against manufacturing defects in materials or workmanship for the limited warranty period, starting from the date of original purchase, of:

#### One (1) year All Parts and Labor

This limited warranty is valid only on products purchased and used in the United States that have been installed, operated, and maintained according to the instructions attached to or furnished with the product. To receive warranty service, the purchaser must contact SAMSUNG at the address or phone number provided below for problem determination and service procedures. Warranty service can only be performed by a SAMSUNG authorized service center. The original dated bill of sale must be presented upon request as proof of purchase to SAMSUNG or SAMSUNG's authorized service center to receive warranty service.

SAMSUNG will provide in-home service within the contiguous United States during the warranty period at no charge, subject to availability of SAMSUNG authorized servicers within the customer's geographic area. If in-home service is not available, SAMSUNG may elect, at its option, to provide transportation of the product to and from an authorized service center. If the product is located in an area where service by a SAMSUNG authorized servicer is not available, you may be responsible for a trip charge or required to bring the product to a SAMSUNG authorized service center for service.

To receive in-home service, product must be unobstructed and accessible to the service agent.

During the applicable warranty period, a product will be repaired, replaced, or the purchase price refunded, at the sole option of SAMSUNG. SAMSUNG may use new or reconditioned parts in repairing a product, or replace the product with a new or reconditioned product. Replacement parts and products are warranted for the remaining portion of the original product's warranty or ninety (90) days, whichever is longer. All replaced parts and products are the property of SAMSUNG and you must return them to SAMSUNG.

This limited warranty covers manufacturing defects in materials or workmanship encountered

Warranty - Electric and Gas Dryers

# Feature Icons

---

**DVE50BG8300V / DVG50BG8300V**


**DVE50BG8300E / DVG50BG8300E**

**7.5 cu. ft. Smart Electric Dryer with Steam Sanitize+ and Sensor Dry**

**7.5 cu. ft. Smart Gas Dryer with Steam Sanitize+ and Sensor Dry**




# Feature Icons



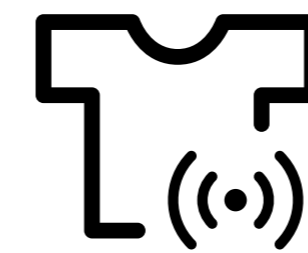
Steam Sanitize+



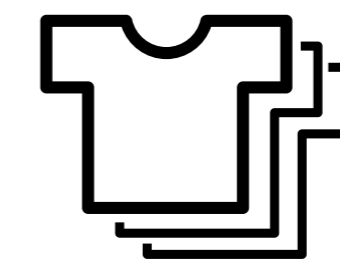
ENERGY STAR®  
Certified



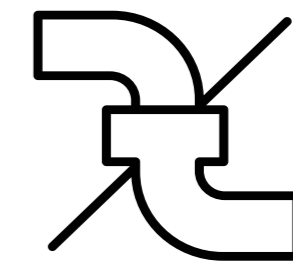
Wi-Fi Connectivity



Sensor Dry



Large 7.5 cu. ft. Capacity



Vent Sensor

**SAMSUNG**