

Newport™ artfully blends the look of marble and concrete, creating a notable design aesthetic. Cool undertones highlight the trending industrial look of spaces.

NEWPORT™

Glazed Porcelain



FLOOR / WALL  RESIDENTIAL  COMMERCIAL  INDOOR  OUTDOOR  POOL 



Bay



Harbor



Ferry



Pier

Mosaics




Bay






Harbor



Ferry



Pier

| | | | | | | | |
|----------------------------|---|---|---|--------------------------|--------------------|--------------------------|---------------------------|
| Sizes |  |  |  | | | | |
| | 12" x 24" 12.20" x 24.02" | 12" x 12" Mesh 11.69" x 11.69" | 3" x 12" Floor SBN | | | | |
| Thickness | 9mm | 9.5mm | 9.5mm | | | | |
| Faces | 16 | N/A | N/A | | | | |
| Finish | Matte | Matte | Matte | | | | |
| Edge | Pressed | Cut | Cut/Rounded | | | | |
| Grout Joint Recommendation | 3/16" | 3/16" | 3/16" | | | | |
| Testing | Abrasion Resistance C1027 | Breaking Strength C648 | Chemical Resistance C650 | Water Absorption C373 | DCOF ANSI A1371 | Scratch Hardness MOHS | Shade Variation Rating |
| | Results* IV | >350 lbf | Resistant | <0.50% | >0.42 | 7 | V2 |

Product and Installation Details | ANSI A108.02
Section 4.3.8.2 - For running bond/brick jointing patterns utilizing tiles (square or rectangular) where the side being offset is greater than 18" (nominal dimension), the running bond offset will be a maximum of 33% unless otherwise specified by the tile manufacturer. If an offset greater than 33% is specified, specifier and owner must approve mock-up and lippage.



 Sustainability Attributes

- Red List Free
- Health Product Declaration (HPD) provided upon request
- Product Packaging is 100% recyclable
- VOC Free
- Recycled Content 0% Pre & Post-Consumer

*For more information visit www.emser.com. Always consult a professional for proper usage and installation.