

PARTS LIST / LISTE DES PIÈCES / LISTA DE PIEZAS

ITEM NO. / ARTICLE NO. / ARTICULO NO. : P167123

DESCRIPTION / DESCRIPCIÓN : BACHELOR'S CHEST / COMMODOE / CÓMODA


 **WARNING**



Serious or fatal crushing injuries can occur from furniture tip-over. To help prevent tip-over:

- install tipover restraint provided.
- Place heaviest items in the lowest drawers.
- Do not set TV's or other heavy objects on top of this product unless the product is specifically designed to accommodate them.
- Never allow children to climb or hang on drawers, doors, or shelves.
- Never open more than one drawers at a time (OR)
- Do not defeat or remove the drawers interlock system.

Use of tip-over restraints may only reduce, but not eliminate, the risk of tip-over.
this is a permanent label. Do not remove!




A

x1 Bachelor's Chest
x1 Commode
x1 Cómoda

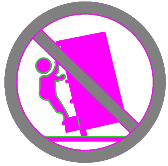


B

x1 Furniture Tipping Restraint
x1 Systeme antibasculement
x1 Control para evitar vulcos

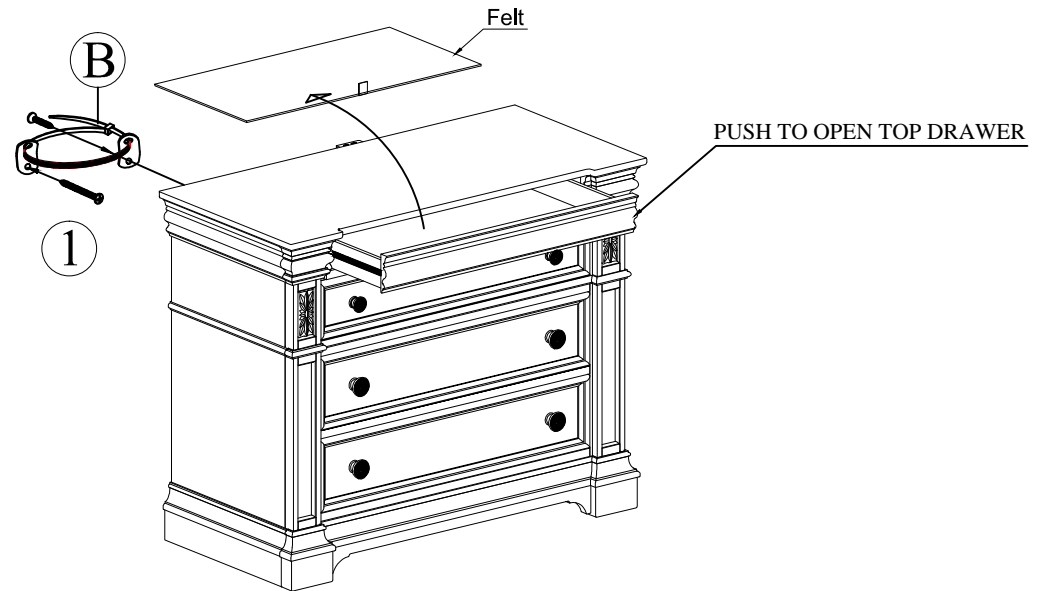



▲ WARNING



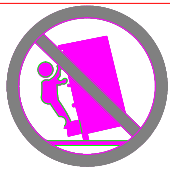
Serious or fatal crushing injuries can occur from furniture tip-over. To help prevent tip-over:

- install tipover restraint provided.
 - Place heaviest items in the lowest drawers.
 - Do not set TV's or other heavy objects on top of this product unless the product is specifically designed to accommodate them.
 - Never allow children to climb or hang on drawers, doors, or shelves.
 - Never open more than one drawer at a time (OR)
 - Do not defeat or remove the drawers interlock system.
- Use of tip-over restraints may only reduce, but not eliminate, the risk of tip-over. this is a permanent label. Do not remove!**



REPLACEABLE PART / PARTIE REMPLACABLE / PARTE REEMPLAZABLE
ITEM NO. / ARTICLE NO. / ARTICULO NO. : P167123
DESCRIPTION / DESCRIPCIÓN : BACHELOR'S CHEST / COMMUNE / CÓMODA

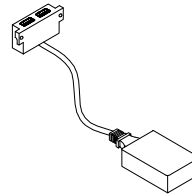

WARNING



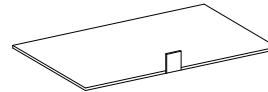
Serious or fatal crushing injuries can occur from furniture tip-over. To help prevent tip-over:

- install tipover restraint provided.
- Place heaviest items in the lowest drawers.
- Do not set TV's or other heavy objects on top of this product unless the product is specifically designed to accommodate them.
- Never allow children to climb or hang on drawers, doors, or shelves.
- Never open more than one drawers at a time (OR)
- Do not defeat or remove the drawers interlock system.

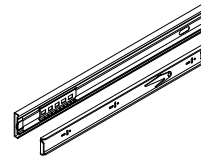
Use of tip-over restraints may only reduce, but not eliminate, the risk of tip-over.
this is a permanent label. Do not remove!



x1 RP167-142-USB
USB Port *
Prises USB
Conectores USB



x1 RP167-123-FELT
Removable Felt *
Feutre
Fieltro



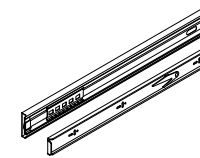
x3 COMGLIDE-12-45
Common Glide 12 inch 45 mm *
Glissière
Carril de deslizamiento



x6 RP167-100 BKNOB
Big Knob with screw *
Poignée et vis
Tirador y Tornillo



x4 RC-BR-NAIL
Brown Plastic Nail *
Clou en plastique
Clavo de plástico



x1 COMGLIDE-12-45-A
Auto Common Glide 12 inch 45 mm *
Glissière
Carril de deslizamiento

* Replaceable Part