

F 2472 SF

MasterCool™ freezer

For high-end design and technology on a large scale.



- Push2open for convenient door-opening assistance
- Light floods the interior thanks to LED elements – BrilliantLight
- Ice and cooled-water dispensers for maximum convenience
- Communication with the machine could not be easier – WiFi Conn@ct
- Convenient control thanks to color touch display MasterSensor

EAN: 4002516323129 / material number: 11503530

Appliance category	
Freezer	•
Construction type	
Built-in	•
Built-in integrated	•
Door hinge side	Left
Can be installed side-by-side	•
Design	
Front color	Stainless steel/CleanSteel
Lighting	BrilliantLight
Control panel	
NoFrost	•
NoFrost	•
SoftClose door closing damper	•
Push2open	•
FullAccess	•
EasyClean	•
MaxLoad hinge	•
Control	
Electronic temperature display and control	MasterSensor
SuperFrost	•
No. of temperature zones	1
Sabbath mode	•
Fridge / Fridge compartment	
Door baskets – small	1
Door baskets – large	3
Freezer / Freezer compartment	
Ice and water dispenser in door	•
Number of shelves	2
Number of freezer baskets	2
Efficiency and sustainability	
Energy Star Qualified	•
Appliance networking	
Miele@home	•
WiFiConn@ct	•
MobileControl	•
Safety	
Lock function	•
Acoustic door alarm	•
Acoustic temperature alarm, freezer section	•
Optical door alarm	•
Optical temperature alarm	•

F 2472 SF

MasterCool™ freezer

For high-end design and technology on a large scale.

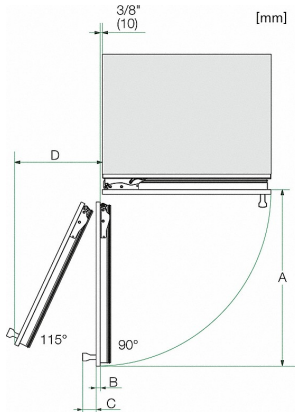


Technical data	
Appliance width in in.(mm)	17 7/8 (451)
Appliance height in in.(mm)	83 3/4 (2,127)
Appliance depth in in.(mm)	24 1/8 (610)
Weight in lbs.(kg)	342 (155.00)
4-star freezer compartment volume in l	219
Current consumption in milliampere (mA)	4,000
Voltage in V	120
Fuse rating in A	10
Wire length in ft (m)	9 (3.0)

F 2472 SF

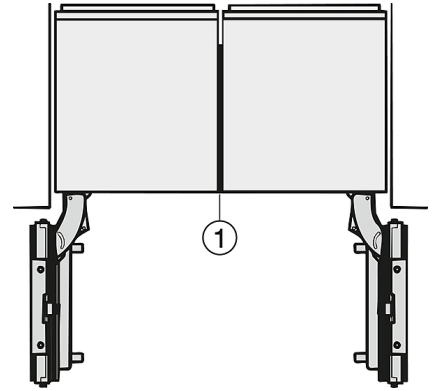
MasterCool™ freezer

For high-end design and technology on a large scale.



Opening angle 90°/115°, right side stop, MasterCool (Sketch) with footnote

- A) Appliance door
 F 2411 Vi, F 2411 SF, F 2471 Vi, F 2471 SF: 525 mm (20 2/3 inch);
 F 2412 Vi, F 2412 SF, F 2472 Vi, F 2472 SF: 525 mm (20 2/3 inch);
 K 2611 Vi, F 2671 Vi, F 2671 SF, KWT 2611 Vi, KWT 2611 SF, KWT 2671 ViS: 677 mm (26 2/3 inch);
 K 2612 Vi, F 2672 Vi, F 2672 SF, KWT 2612 Vi, KWT 2612 SF, KWT 2672 ViS: 677 mm (26 2/3 inch);
 K 2811 Vi, K 2811 SF, F 2811 SF, F 2811 Vi, KF 2811 Vi, KF 2811 SF: 829 mm (32 2/3 inch);
 K 2812 Vi, K 2812 SF, F 2812 SF, F 2812 Vi, KF 2812 Vi, KF 2812 SF: 829 mm (32 2/3 inch);
 K 2911 Vi, K 2911 SF, F 2911 Vi, F 2911 SF, KF 2911 Vi, KF 2911 SF: 982 mm (38 2/3 inch);
 K 2912 Vi, K 2912 SF, F 2912 Vi, F 2912 SF, KF 2912 Vi, KF 2912 SF: 982 mm (38 2/3 inch);
 B) Furniture front (max. 38 mm) (1 1/2 inch)
 C) Door handle
 D) Distance from the door to the wall (without furniture front and door handle):
 F 2411 Vi, F 2411 SF, F 2471 Vi, F 2471 SF: 237 mm (9 1/3 inch);
 F 2412 Vi, F 2412 SF, F 2472 Vi, F 2472 SF: 237 mm (9 1/3 inch);
 K 2611 Vi, F 2671 Vi, F 2671 SF, KWT 2611 Vi, KWT 2611 SF, KWT 2671 ViS: 296 mm (11 2/3 inch);
 K 2612 Vi, F 2672 Vi, F 2672 SF, KWT 2612 Vi, KWT 2612 SF, KWT 2672 ViS: 296 mm (11 2/3 inch);
 K 2811 Vi, K 2811 SF, F 2811 SF, F 2811 Vi, KF 2811 Vi, KF 2811 SF: 363 mm (14 1/3 inch);
 K 2812 Vi, K 2812 SF, F 2812 SF, F 2812 Vi, KF 2812 Vi, KF 2812 SF: 363 mm (14 1/3 inch);
 K 2911 Vi, K 2911 SF, F 2911 Vi, F 2911 SF, KF 2911 Vi, KF 2911 SF: 428 mm (16 7/8 inch);
 K 2912 Vi, K 2912 SF, F 2912 Vi, F 2912 SF, KF 2912 Vi, KF 2912 SF: 428 mm (16 7/8 inch);
 E) ONLY valid for SF versions: A + 25 mm (1 inch)



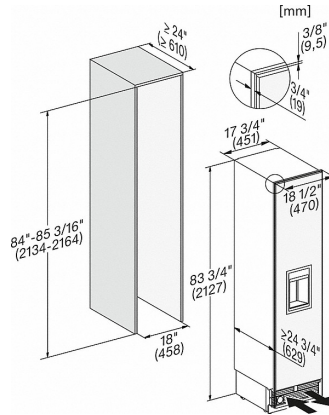
Side-by-side, MasterCool, without partition wall, with heating mat (Sketch) (with footnote)

- 1) Heating mat KSK 2001 (EU, AUS, CN) or KSK 2002 (US, CA, MX, BR)

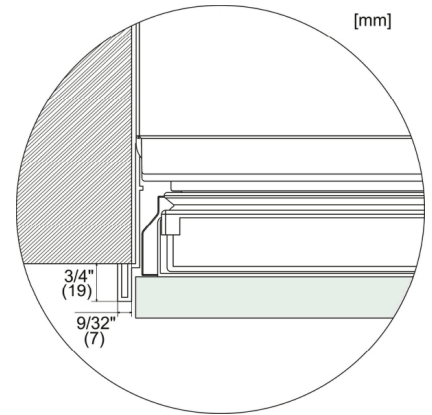
F 2472 SF

MasterCool™ freezer

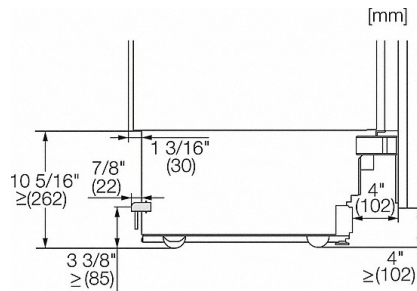
For high-end design and technology on a large scale.



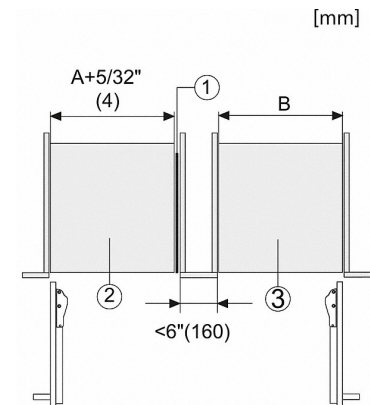
F2472SF, F2471SF, MasterCool, installation, installation drawings (US, CA)



MasterCool, top view, doorway, installation drawings

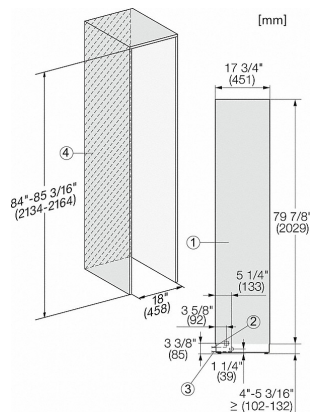


Sideview, MasterCool, Sketch



Side-by-Side, MasterCool, footnote, installation drawings

1. KSK 2001/2002
2. Device A
3. Device B
- A = niche device A
- B = niche device B

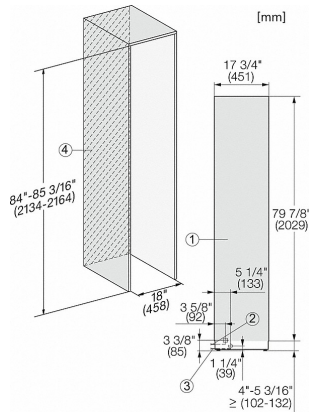


F2471Vi, F2471SF, F2461Vi, F2411Vi, F2411SF, installation, MasterCool, installation drawings

F 2472 SF

MasterCool™ freezer

For high-end design and technology on a large scale.



1. View from the front
2. Mains Connection cable, L = 3000 mm (118 inch)
3. Water inlet position, L = 2000 mm (not for KON USA)
4. No water/ELT connections permitted in this area