

Product Specifications

Style Number	VV491	
Construction	Solid Polymer Core	
Edge Profile	Enhanced Painted Bevel	
Nominal Dimensions	9" wide, 73" long	
	US Units	Metric Units
Actual Product Width	9.06"	23 cm
Actual Product Length	72.83"	185 cm
Wear Layer Thickness	20 mil (0.02")	0.5 mm
Overall Product Thickness	0.204"	5.2 mm
Core Thickness	0.157"	4 mm
Attached Underlayment	Attached Cork	
Attached Underlayment Thickness	0.047"	1.2 mm
Finish	UV Acrylic	
Installation Methods	Floating or Direct Glue	
Profile	Angle/Tap	
Country of Origin	Imported	

Packaging

Area per Box	36.64 sq ft	3.4 sq m
Pieces per Box	8 pcs	
Weight per Box	65.04 lbs	29.5 kg
Boxes per Pallet	48 boxes	



Colors



Color Variation: V2 - Slight

COREtec Pro Enhanced VV491

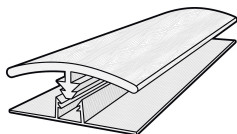
Warranties

USF Lifetime
 USF 15 Year Heavy Commercial

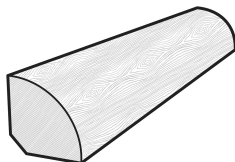
Coordinating Trim



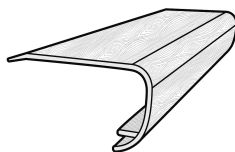
Baby Threshold*
 01V20 | 94"



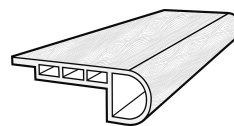
T-Molding*
 TM3CT | 94"
 02V62 | 94"



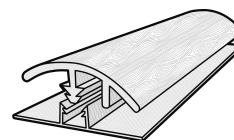
Quarter Round
 01V46 | 94"



Overlap Stairnose*
 01V95 | 94"



Flush Stairnose
 02V17 | 94"



Overlap Reducer
 01V70 | 94"

*Packaged with molding track

Stair Tread



Stair Tread
 03Z70 | 48"