

Laundry Hub H100



Product Overview

Models & Product Titles

Model Number	UPC	Available Colors	Product Titles
WH46DBH100EWA3	887276814490	White	Bespoke AI Laundry Hub™ Large Capacity 4.6 cu. ft. Single Unit Washer with Steam Wash and 7.6 cu. ft. Electric Dryer in White
WH46DBH100GWA3	887276814513	White	Bespoke AI Laundry Hub™ Large Capacity 4.6 cu. ft. Single Unit Washer with Steam Wash and 7.6 cu. ft. Gas Dryer in White

Product Description (Paragraph)

The Samsung Bespoke Laundry Hub™ Large Capacity 4.6 cu. ft. front load washer and dryer with an Easy Reach Control Panel, offers a space-saving solution in one single machine. The washer includes Steam Wash which gently removes stains without time-consuming pre-treatments. The dryer's vent sensor monitors the condition of its air duct so it runs safely and efficiently.

Product Description (Bullets)

1. AI Laundry Hub™: This full size front load washer and dryer is a space-saving solution in a single machine. Control the washer and dryer with an Easy Reach Control Panel.
 2. Large Capacity: 4.6 cu. ft. capacity washer and a 7.6 cu. ft. dryer
 3. Wi-Fi Connectivity with SmartThings: Remotely start, stop or delay and more from your phone with SmartThings.*
- *Available on Android and iOS devices. A Wi-Fi connection and a Samsung account are required.
Gas: *Available on Android and iOS devices. A Wi-Fi connection and a Samsung account are required. Only monitoring enabled on Gas dryers for safety reasons.





EasyAds Links


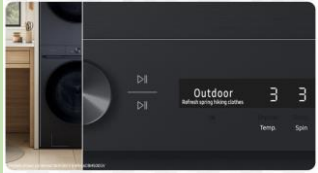
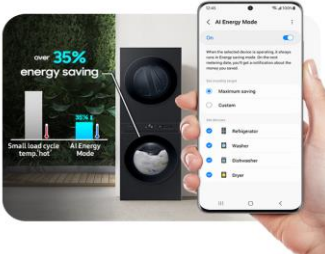
Model Number	EasyAds Link(s)
WH46DBH100EWA3/WH46DBH100GWA3	https://dam.gettyimages.com/p/z0c3461/digital-appliances?q=AND&q=WH46DBH100


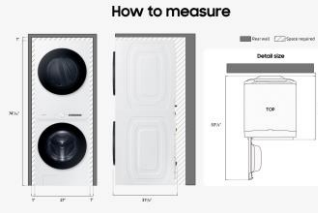
Carousel Image Order



Product Messaging

Headline	Feature Name	Long Body Copy	Short Body Copy	Associated Image
Control is within reach	AI Laundry Hub™ with Easy Reach Control Panel	AI Laundry Hub™ is a full-size laundry center with a washer and dryer in one space-saving unit. Control both the washer and dryer from the Easy Reach Control Panel in the middle of the unit.	Control both the washer and dryer from the Easy Reach Control Panel.	
Wash more in a single load	4.6 cu. ft. Large Capacity	Washing and drying more items in one load, with a large capacity washer means fewer loads and less time in the laundry room.	Fewer loads, less time in the laundry room.	
Remotely schedule cycles	Wi-Fi Connectivity with SmartThings	<p>The SmartThings App sends you end of cycle notifications and lets you remotely start, stop, or delay your Bespoke washer from your phone.*</p> <p><i>*Available on Android and iOS devices. A Wi-Fi connection and a Samsung account are required.</i></p> <p><i>Gas: *Available on Android and iOS devices. A Wi-Fi connection and a Samsung account are required. Only monitoring enabled on Gas dryers for safety reasons.</i></p>	<p>Get end of cycle alerts and remotely start, stop or delay from your phone.*</p> <p><i>Electric: *Available on Android and iOS devices. A Wi-Fi connection and a Samsung account are required.</i></p> <p><i>Gas: *Available on Android and iOS devices. A Wi-Fi connection and a Samsung account are required. Only monitoring enabled on Gas dryers for safety reasons.</i></p>	
Gently remove stains	Steam Wash	The power of steam gently removes stains without time-consuming pretreatments. Steam is released from the drum so every item in the load is thoroughly saturated, ensuring a deep clean.	The power of steam lets you gently remove stains without any time-consuming pretreatments.	

Headline	Feature Name	Long Body Copy	Short Body Copy	Associated Image
Purchase with confidence	20-Year Motor Warranty	<p>Samsung washing machines are covered by a 20 -Year Warranty on the Digital Inverter Motor.* Purchase with confidence, and enjoy superior efficiency and long-lasting performance.</p> <p><i>*20 -Year Warranty limited to the Digital Inverter Motor purchased on 7/1/2022 or later. Purchase receipt indicating purchase date required for a claim. Additional restrictions and limitations apply, see warranty for details.</i></p>	<p>Samsung washing machines are covered by a 20 -Year Warranty on the Digital Inverter Motor.*</p> <p><i>*20 -Year Warranty limited to the Digital Inverter Motor purchased on 7/1/2022 or later. Purchase receipt indicating purchase date required for a claim. Additional restrictions and limitations apply, see warranty for details.</i></p>	
Simplify your laundry routine	AI Smart Dial	<p>Samsung's AI Smart Dial simplifies your control panel, learns and recommends your favorite cycles,* and allows you to customize a cycle list to your preferences.</p> <p><i>*AI Smart Dial makes recommendations within 30 days of use based on cycle selections, time selected, and other factors.</i></p>	<p>Samsung's AI Smart Dial simplifies your control panel and learns your cycle preferences.</p> <p><i>*AI Smart Dial makes recommendations within 30 days of use based on cycle selections, time selected, and other factors.</i></p>	
Smart energy savings	AI Energy Mode	<p>Monitor and reduce your washer and dryer's energy use. AI Energy mode* lets you check power consumption and estimates your electricity bill**. For cycles operating in AI Energy mode**, it can help reduce energy use from 30%-35%**.</p> <p><i>*Comparing factory setting temperature with AI Energy mode on and AI Energy mode off using IEC 8lb load (IEC 4lb for Small Load cycle). Available on AI OptiWash, Super Speed, Small Load, Towels, Heavy Duty, and Power Rinse cycle, by reducing the use of the heater, and may increase cycle time. Results may vary depending on the actual usage conditions.</i></p> <p><i>**Available on specific models from June 2023 through a Wi-Fi update through the SmartThings app on Android and iOS devices. A Wi-Fi connection and a Samsung account are required.</i></p> <p><i>***Estimate only, based on user-input or linked data; consult actual bill.</i></p>	<p>Monitor and reduce your washer and dryer's energy use with AI Energy mode*</p> <p><i>*Comparing factory setting temperature with AI Energy mode on and AI Energy mode off using IEC 8lb load (IEC 4lb for Small Load cycle). Available on AI OptiWash, Super Speed, Small Load, Towels, Heavy Duty, and Power Rinse cycle, by reducing the use of the heater, and may increase cycle time. Results may vary depending on the actual usage conditions. Available on specific models from June 2023 through a Wi-Fi update through the SmartThings app on Android and iOS devices. A Wi-Fi connection and a Samsung account are required.</i></p>	

Headline	Feature Name	Long Body Copy	Short Body Copy	Associated Image
Great performance using less energy	ENERGY STAR® Certified	ENERGY STAR® Certified*, so you use less energy without sacrificing performance or functionality. <i>*Visit www.energystar.gov for more information on ENERGY STAR® guidelines.</i>	ENERGY STAR® CERTIFIED - Eco-friendly and energy-efficient. <i>*Visit www.energystar.gov for more information on ENERGY STAR® guidelines.</i>	
Keep your washer smelling fresh	Self Clean+	Self Clean+ cleans the inside of your washer and reminds you every 40 wash cycles when it is time for a cleaning.	Cleans the inside of your washer and reminds you when it's time for a cleaning.* <i>*After 40 wash cycles</i>	
Clean and safe vents	Vent Sensor	The Vent Sensor continuously monitors the condition of your dryer's air duct to make sure it's running safely and efficiently.	The Vent Sensor monitors the condition of your dryer's air duct to make sure it's running safely and efficiently.	
No more stray socks	Drum Light	The internal drum light lets you see everything in your dryer clearly, so you'll have fewer missed socks or small items.	The internal drum light lets you see everything in your dryer more clearly.	
Stop the fluff	Lint Filter alert	Worry less about lint blocking the dryer's air intake. The control panel provides helpful auto alerts to clean the filter to keep your dryer running smoothly.	The control panel alerts you when it's time to clean the filter.	
Make sure to measure	n/a	Please measure your space and ensure that this appliance is a perfect fit!	Please measure your space and ensure that this appliance is a perfect fit!	


PDP-Lifestyle Carousel





Product Specs

Related Products & Accessories			
<i>Gas to Propane Converter Kit</i>	<i>Side Vent Kit</i>		
LPKIT-4	DV-2A		

Spec Sheet			
Easy Ads Link:	https://dam.gettyimages.com/p/z0c3461/digital-appliances?o=AND&q=Laundry%20Hub%20Spec%20Sheets		

Energy Guide			
Easy Ads Link:	https://dam.gettyimages.com/s/8vgb6tt5rnxmsp8x939sgm		
			

User Manual, Warranty			
Easy Ads Link:	https://dam.gettyimages.com/s/3jifg7q6stvxngxmf29x		
<i>User Manual</i>		<i>Warranty</i>	

Feature Icons

EasyAds Link:

<https://dam.gettyimages.com/p/z0c3461/digital-appliances?o=AND&q=WH46DBH100>



Laundry Hub™ Center
with Easy Reach Control Panel



Large Capacity 4.6 cu. ft.
Capacity washer



Wi-Fi Connectivity
with SmartThings



Steam Wash



20-Year Motor
Warranty