

Model shown CP57E362SB

Powered by the exclusive **iQ Blower System™** with **GPS Technology** (see page 62) for the quietest, most energy efficient and fastest smoke and odor removal available in a range hood; external blowers offered separately.

LED lighting has an extremely long lifespan; lamps may never need replacement.

Works with optional Universal Make-Up Air Dampers.

Mesh lined Hi-Flow™ baffle filters and removable grease rail provide supreme grease capture.

**Model Numbers:**

- CP55IQ369SB CP57IQ369SB CP57IQ482SB CP57IQ602SB CP57E362SB CP57E602SB  
 CP55IQ429SB CP57IQ489SB CP57IQ542SB CP57IQ662SB CP57E482SB



Integrated electronic controls include delay-off to continue ventilation after cooking and filter clean reminder to keep the kitchen smelling fresh.



LED lighting produces beautiful bright, clean light using minimal energy.



Hi-Flow™ baffle filters for excellent ventilation efficiency.



Optional ACR2 remote control lets the busy cook stay in control from anywhere in the kitchen.



**Hood Sizes**

**iQ Blower Widths** 36", 42", 48" in 19-1/4" depth  
 48", 54", 60", 66", in 22-1/2" depth

**External Blower Widths** 36", 48", 60" in 22-1/2" depth

**Finish**

Stocked Brushed Stainless Steel  
 Special Order Not Available

**Features**

Lighting Type LED 6-watts  
 Number of Lamps 2 on 36", 42" and 48"  
 4 on 54", 60" and 66"  
 Lighting Levels 1  
 Lighting Lamps Included Yes  
 Control Type 3-speed Plus Boost  
 Electronic Pushbutton  
 Control Features Heat Sentry™, Delay Off, Filter Clean  
 Reminder  
 Remote Control Optional ACR2  
 Filter Type Hi-Flow™ Baffle Filter  
 Non-ducted Capability Yes for CP55

**Hood Blower Included (CP55IQ) (CP57IQ)**

Internal	iQ6	iQ12
Blower CFM	600	1200
Sones Low/High	0.3/7.5	0.3/10.0

**Hood Blower Options (CP57E blowers sold separately)**

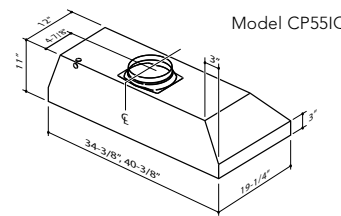
External In-line	ILB3	ILB6	ILB9	ILB11
Max CFM	280	600	800	1100
Some levels are typically half of comparable CFM internal blowers.				
External Exterior	EB6	EB9	EB12	EB15
Max CFM	600	900	1200	1500
Some levels are typically half of comparable CFM internal blowers.				

**Accessories**

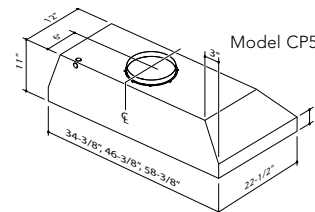
Non-Duct Kit ANKCP55, for CP55 only  
 Non-duct Filter AFCROUND2 for CP55  
 Universal MUA Damper MD6TU, MD8TU, MD10TU

**Installation Requirements**

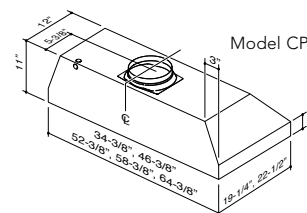
Amps @ 120V: Internal Blower CP55IQ: 4.7, CP57IQ: 8.3  
 Amps @ 120V: External Blower CP57E: 7.0  
 Electrical Connection Direct Wire  
 Duct Size: Internal Blower iQ6: 8", iQ12: 10"  
 Duct Size: External Blower 10"  
 Duct Direction Vertical  
 Backdraft Damper Included



Model CP55IQ



Model CP57E



Model CP57IQ

Only the 46-3/8" width is available in both depths

Installation height above the cooking surface: 24"-30"

For more details see the product specifications sheet found at [www.BESTRangeHoods.com](http://www.BESTRangeHoods.com)